

SC Annual School Report Card Summary

Dutch Fork High
 Lexington 5
 Grades: 9-12 Enrollment: 2,116
 Principal: Dr. Gregory Owings
 Superintendent: Stephen W. Hefner, Ed.D.
 Board Chair: Robert Gantt

PERFORMANCE

Comprehensive detail, including definitions of ratings, performance criteria, and explanations of status, is available on www.ed.sc.gov and www.eoc.sc.gov as well as school and school district websites. Printed versions are available from school districts upon request.

YEAR	ABSOLUTE RATING	GROWTH RATING	PALMETTO GOLD AND SILVER AWARD		ESEA/FEDERAL ACCOUNTABILITY RATING SYSTEM	
			General Performance	Closing the Gap	ESEA Grade	Accountability Indicator
2013	Excellent	Good	TBD	TBD	A	N/A
2012	Excellent	Excellent	Gold	N/A	A	N/A
2011	Excellent	Excellent	Gold	Gold	Not Met	N/A

ABSOLUTE RATINGS OF HIGH SCHOOLS WITH STUDENTS LIKE OURS*

EXCELLENT	GOOD	AVERAGE	BELOW AVERAGE	AT-RISK
9	0	0	0	0

* Ratings are calculated with data available by 11/07/2013. Schools with Students Like Ours are High Schools with Poverty Indices of no more than 5% above or below the index for this school.

HIGH SCHOOL ASSESSMENT PROGRAM(HSAP) EXAM PASSAGE RATE(%): SECOND YEAR STUDENTS

	Our High School		High Schools with Students Like Ours	
	2012	2013	2012	2013
Passed 2 subtests (%)	93.0%	92.0%	90.7%	89.7%
Passed 1 subtest (%)	4.5%	5.1%	5.8%	6.5%
Passed no subtests (%)	2.5%	2.9%	3.5%	3.9%

HSAP PASSAGE RATE (%) BY SPRING 2013

	Our High School	High Schools with Students Like Ours
Passage Rate	98.5%	96.5%

ON-TIME GRADUATION RATE

	Our High School	High Schools with Students Like Ours
Number of students	512	395
Number of Diplomas	456	343
Rate (%)	89.1%	87.3%


END OF COURSE TESTS - 2013

% of students scoring 70 or above on:	Our High School	High Schools with Students Like Ours
Algebra 1/Math for the Technologies 2	84.9	85.9
English 1	81.6	83.4
Biology 1/Applied Biology 2	89.4	88.0
US History and the Constitution	74.3	76.7
All Tests	82.4	83.6


NAEP PERFORMANCE*

* Performance reported for SC and nation, data not available at school level. Percentages at NAEP Achievement Levels.


READING – GRADE 8 (2011)



MATH – GRADE 8 (2011)



SCIENCE – GRADE 8 (2011)



SC PERFORMANCE VISION

By 2020 all students will graduate with the knowledge and skills necessary to compete successfully in the global economy, participate in a democratic society and contribute positively as members of families and communities.

Abbreviations Key

N/A Not Applicable N/AV Not Available N/C Not Collected N/R Not Reported I/S Insufficient Sample TBD To be determined

Dutch Fork High [Lexington 5]

SCHOOL PROFILE

	Our School	Change from Last Year	High Schools with Students Like Ours	Median High School
Students (n=2,116)				
Retention rate	2.5%	Down from 2.6%	2.2%	2.9%
Attendance rate	99.8%	No Change	95.2%	95.1%
Served by gifted and talented program	53.1%	N/A	30.6%	17.5%
With disabilities	7.8%	N/A	8.9%	11.9%
Older than usual for grade	3.3%	N/A	4.8%	7.9%
Out-of-school suspensions or expulsions for violent and/or criminal offenses	1.2%	Up from 0.3%	1.2%	1.1%
Enrolled in AP/IB programs	42.0%	Down from 49.2%	38.9%	15.1%
Successful on AP/IB exams	65.0%	Up from 61.9%	64.0%	51.5%
Eligible for LIFE Scholarship	53.1%	Up from 52.6%	41.8%	30.6%
Annual dropout rate	1.4%	Down from 1.6%	1.4%	2.3%
Career/technology students in co-curricular organizations	N/A	N/A	N/A	N/A
Enrollment in career/technology courses	N/A	N/A	N/A	N/A
Career/technology students attaining technical skills	N/A	N/A	N/A	N/A
Teachers (n=127)				
Teachers with advanced degrees	78.7%	Up from 75.0%	67.0%	63.4%
Continuing contract teachers	92.9%	Down from 95.2%	82.4%	78.8%
Teachers returning from previous year	87.6%	Down from 88.7%	88.0%	86.2%
Teacher attendance rate	95.7%	Up from 94.0%	95.7%	95.2%
Average teacher salary*	\$56,744	Up 1.5%	\$50,218	\$48,699
Classes not taught by highly qualified teachers	15.3%	Up from 12.3%	2.7%	2.5%
Professional development days/teacher	11.3 days	Down from 11.6 days	8.9 days	9.8 days
School				
Principal's years at school	1.0	Down from 5.0	4.0	3.0
Student-teacher ratio in core subjects	28.1 to 1	Up from 25.8 to 1	28.4 to 1	26.9 to 1
Prime instructional time	94.5%	Up from 92.5%	90.0%	89.0%
Dollars spent per pupil**	\$8,268	Up 0.4%	\$6,692	\$7,919
Percent of expenditures for teacher salaries**	59.0%	Down from 61.2%	59.0%	57.0%
Percent of expenditures for instruction**	60.0%	Down from 62.0%	60.0%	60.0%
Opportunities in the arts	Excellent	No Change	Excellent	Excellent
SACS accreditation	Yes	No Change	Yes	Yes
Parents attending conferences	100.0%	No Change	99.4%	97.7%
Character development program	Excellent	No Change	Good	Good
ESEA composite index score	91.5	Down from 92.9	86.2	77.4

* Length of contract = 185+ days.

** Prior year audited financial data available.

EVALUATION RESULTS

	Teachers	Students*	Parents*
Number of surveys returned	127	375	61
Percent satisfied with learning environment	94.5%	83.2%	86.9%
Percent satisfied with social and physical environment	96.8%	85.9%	91.8%
Percent satisfied with school-home relations	89.6%	87%	85%

*Only eleventh grade students and their parents were included. For schools without grade eleven, only the highest grade was included.

Comprehensive detail, including definitions of ratings, performance criteria, and explanations of status, is available on www.ed.sc.gov and www.eoc.sc.gov as well as school and school district websites.

Printed versions are available from school districts upon request.

REPORT OF PRINCIPAL AND SCHOOL IMPROVEMENT COUNCIL

Dutch Fork High School (DFHS) enjoyed another outstanding year in 2012-13. DFHS received an excellent rating on the school report card. Our SAT, ACT, and AP scores were among the highest in South Carolina, and all were above the national average. The State Department of Education recognized Dutch Fork as a Palmetto Gold School for our outstanding academic achievement and also for our quality in implementing a school wide Positive Behavior Interventions and Supports (PBIS) program.

The Washington Post's "High School Challenge" and the U.S. News and World Report ranked DFHS as one of the most academically rigorous high schools in the nation for the eighth consecutive year. Dutch Fork is ranked No. 392 in the nation and 4th in the state. Our ranking is directly tied to results of our AP exam scores. This year, DFHS administered approximately 1550 exams to 860 students. Two of our students were named the state winners of the 2012-13 Siemens Awards for Advanced Placement, recognizing the nation's top achievers in Advanced Placement Program courses.

Our students continue to earn exceptional honors and recognition for their achievements. The 2013 graduating class had one National Merit Scholar, eight National Merit Finalists, and 37 Palmetto Fellows. The class also had 269 students with GPAs of 3.0 or higher which qualified them for the Hope and Life scholarships. This senior class had over \$51 million in offered scholarships, an increase of \$2 million from 2012 and almost double the school's scholarship totals in 2011.

In athletics, four teams won region championships, and our girls' tennis team and varsity football team both finished as State Runner Ups. Our girls' basketball team won the state championship for the second year in a row and finished the season ranked fifth in the nation.

The orchestra, band, and chorus received superior ratings at all of their competitions. The DFHS band received this year's Outstanding Performance Award by the South Carolina Band Directors Association, the group's highest honor. Our yearbook, literary magazine, and Silver Screen all won state journalism awards.

Nominated by a DFHS teacher, the DFHS Principal and Assistant Principal for Instruction were both presented with the Dr. Kay Phillips Administrator of the Year Award from the Southern Interscholastic Press Association (SIPA). This is the first time in the program's history that a team won the award, rather than an individual. A DFHS Spanish Teacher was named the 2012 South Carolina Spanish Teacher of the Year by the College of Charleston's and The Citadel's chapters of Sigma Delta Pi. Five teachers earned their National Board Certification (NBC), bringing the total of NBC teachers at DFHS to 51.

The Dutch Fork faculty, staff, and students continued to support community agencies such as the American Red Cross.

Dr. Gregory Owings, Principal
School Improvement Council

Mr. Patrick Cobb,

Abbreviations Key

N/A Not Applicable N/AV Not Available N/C Not Collected N/R Not Reported I/S Insufficient Sample TBD To be determined
NI Newly Identified CSI Continuing School Improvement CA Corrective Action RP Plan to Restructure R Restructure DELAY School Improvement Status HOLD School Improvement Status