



SC Annual School Report Card Summary

Clinton High School
 Laurens 56
 Grades: 9-12 Enrollment: 861
 Principal: Maureen S. Tiller
 Superintendent: David C. O'Shields
 Board Chair: Jim Barton

PERFORMANCE

Comprehensive detail, including definitions of ratings, performance criteria, and explanations of status, is available on www.ed.sc.gov and www.eoc.sc.gov as well as school and school district websites. Printed versions are available from school districts upon request.

YEAR	ABSOLUTE RATING	GROWTH RATING	PALMETTO GOLD AND SILVER AWARD		ESEA/FEDERAL ACCOUNTABILITY RATING SYSTEM	
			General Performance	Closing the Gap	ESEA Grade	Accountability Indicator
2013	Good	Good	TBD	TBD	D	N/A
2012	Average	Below Average	N/A	N/A	F	N/A
2011	Average	Below Average	N/A	N/A	Not Met	N/A

ABSOLUTE RATINGS OF HIGH SCHOOLS WITH STUDENTS LIKE OURS*

EXCELLENT	GOOD	AVERAGE	BELOW AVERAGE	AT-RISK
12	11	12	0	1

* Ratings are calculated with data available by 11/07/2013. Schools with Students Like Ours are High Schools with Poverty Indices of no more than 5% above or below the index for this school.

HIGH SCHOOL ASSESSMENT PROGRAM(HSAP) EXAM PASSAGE RATE(%): SECOND YEAR STUDENTS

	Our High School		High Schools with Students Like Ours	
	2012	2013	2012	2013
Passed 2 subtests (%)	74.0%	76.2%	74.4%	77.5%
Passed 1 subtest (%)	15.0%	13.4%	15.6%	13.6%
Passed no subtests (%)	11.0%	10.4%	10.8%	10.1%

HSAP PASSAGE RATE (%) BY SPRING 2013

	Our High School	High Schools with Students Like Ours
Passage Rate	86.6%	90.3%

ON-TIME GRADUATION RATE




	Our High School	High Schools with Students Like Ours
Number of students	238	207
Number of Diplomas	183	151
Rate (%)	76.9%	75.7%

END OF COURSE TESTS - 2013

% of students scoring 70 or above on:	Our High School	High Schools with Students Like Ours
Algebra 1/Math for the Technologies 2	64.6	72.7
English 1	75.5	65.6
Biology 1/Applied Biology 2	74.9	71.8
US History and the Constitution	57.0	48.7
All Tests	68.3	62.5

NAEP PERFORMANCE*

* Performance reported for SC and nation, data not available at school level. Percentages at NAEP Achievement Levels.



SC PERFORMANCE VISION

By 2020 all students will graduate with the knowledge and skills necessary to compete successfully in the global economy, participate in a democratic society and contribute positively as members of families and communities.

Abbreviations Key

N/A Not Applicable N/AV Not Available N/C Not Collected N/R Not Reported I/S Insufficient Sample TBD To be determined

Clinton High School [Laurens 56]

SCHOOL PROFILE

	Our School	Change from Last Year	High Schools with Students Like Ours	Median High School
Students (n=861)				
Retention rate	1.6%	Down from 2.7%	3.6%	2.9%
Attendance rate	96.5%	Up from 96.2%	95.4%	95.1%
Served by gifted and talented program	20.2%	N/A	15.8%	17.5%
With disabilities	16.5%	N/A	12.7%	11.9%
Older than usual for grade	6.4%	N/A	9.3%	7.9%
Out-of-school suspensions or expulsions for violent and/or criminal offenses	2.0%	Down from 3.1%	1.1%	1.1%
Enrolled in AP/IB programs	11.5%	Down from 13.1%	8.7%	15.1%
Successful on AP/IB exams	47.0%	Up from 25.0%	39.0%	51.5%
Eligible for LIFE Scholarship	60.5%	Up from 44.0%	30.6%	30.6%
Annual dropout rate	2.5%	Down from 3.1%	2.7%	2.3%
Career/technology students in co-curricular organizations	N/A	N/A	N/A	N/A
Enrollment in career/technology courses	N/A	N/A	N/A	N/A
Career/technology students attaining technical skills	N/A	N/A	N/A	N/A
Teachers (n=51)				
Teachers with advanced degrees	58.8%	Up from 58.5%	60.7%	63.4%
Continuing contract teachers	92.2%	Down from 96.2%	79.3%	78.8%
Teachers returning from previous year	88.7%	Up from 87.4%	83.7%	86.2%
Teacher attendance rate	94.9%	Down from 96.2%	95.2%	95.2%
Average teacher salary*	\$48,979	Up 2.2%	\$48,012	\$48,699
Classes not taught by highly qualified teachers	2.5%	Up from 2.1%	3.6%	2.5%
Professional development days/teacher	15.9 days	Up from 1.7 days	10.1 days	9.8 days
School				
Principal's years at school	2.0	Up from 1.0	3.0	3.0
Student-teacher ratio in core subjects	26.9 to 1	Down from 29.8 to 1	26.9 to 1	26.9 to 1
Prime instructional time	89.6%	Down from 91.5%	89.0%	89.0%
Dollars spent per pupil**	\$9,007	Up 10.3%	\$8,083	\$7,919
Percent of expenditures for teacher salaries**	51.0%	Down from 51.5%	56.5%	57.0%
Percent of expenditures for instruction**	52.0%	Down from 54.8%	59.0%	60.0%
Opportunities in the arts	Excellent	No Change	Good	Excellent
SACS accreditation	Yes	No Change	Yes	Yes
Parents attending conferences	100.0%	No Change	97.8%	97.7%
Character development program	Average	Down from Excellent	Good	Good
ESEA composite index score	67.5	Up from 53.4	69.4	77.4

* Length of contract = 185+ days.

** Prior year audited financial data available.

EVALUATION RESULTS

	Teachers	Students*	Parents*
Number of surveys returned	57	127	39
Percent satisfied with learning environment	98.3%	80.3%	82%
Percent satisfied with social and physical environment	100%	88.2%	76.9%
Percent satisfied with school-home relations	76.7%	90.5%	71.8%

*Only eleventh grade students and their parents were included. For schools without grade eleven, only the highest grade was included.

Comprehensive detail, including definitions of ratings, performance criteria, and explanations of status, is available on www.ed.sc.gov and www.eoc.sc.gov as well as school and school district websites.

Printed versions are available from school districts upon request.

REPORT OF PRINCIPAL AND SCHOOL IMPROVEMENT COUNCIL

Clinton High School is committed to a tradition of excellence. We are a comprehensive high school serving all students in grades nine through twelve in Laurens County School District 56 and serving a limited number of eighth grade students through our Institute for Student Advancement (ISA) program.

The class of 2013 earned over \$5.4 million in scholarship awards during their time at Clinton High School. Seventeen students uniquely distinguished themselves in their academic endeavors at CHS by finishing high school with GPA's of 4.5 or higher. Five of our students plan to enlist in the United States Armed Forces. The total number of seniors planning to attend post-secondary education is 170, more than 80% of our graduating class. 118 students received LIFE scholarships and 7 students have been recognized as SC Palmetto Fellows.

Extra and co-curricular activities continue to be an area of excellence at Clinton High School. The CHS Science Olympiad team won the state championship for the fifth year in a row. Students in FFA, HOSA, and Beta Club excelled at their state conventions and qualified to represent their organizations at the national level. Our athletic teams earned opportunities to compete at high levels with many teams advancing to the upper state championships.

Clinton High School continues to develop and expand our opportunities in Career and Technology programs. Our welding program and health science program are offered to our students through a partnership with Piedmont Technical College (PTC). Four seniors completed our welding program this year earning a welding certificate through PTC. Fourteen seniors completed the health science program and earned their Certified Nursing Assistant (CAN) accreditation.

This year we offered AP courses in Macroeconomics, U.S. History, Chemistry, and Calculus. We continue to offer dual enrollment courses for qualifying 11th and 12th grade students through the University of South Carolina and Piedmont Technical College to extend our academic offerings for high achieving students.

Our faculty and staff remain committed to the success of all students and are dedicated to insuring a positive school climate at Clinton High School.

Maureen S. Tiller, Principal
Amy Hill, School Improvement Council Chair

Abbreviations Key

N/A Not Applicable N/AV Not Available N/C Not Collected N/R Not Reported I/S Insufficient Sample TBD To be determined
NI Newly Identified CSI Continuing School Improvement CA Corrective Action RP Plan to Restructure R Restructure DELAY School Improvement Status HOLD School Improvement Status