



SC Annual School Report Card Summary

Camden High School
 Kershaw County
 Grades: 9-12 Enrollment: 963
 Principal: Daniel H. Matthews
 Superintendent: Frank E. Morgan, Ed.D.
 Board Chair: Mara H. Jones

PERFORMANCE

Comprehensive detail, including definitions of ratings, performance criteria, and explanations of status, is available on www.ed.sc.gov and www.eoc.sc.gov as well as school and school district websites. Printed versions are available from school districts upon request.

YEAR	ABSOLUTE RATING	GROWTH RATING	PALMETTO GOLD AND SILVER AWARD		ESEA/FEDERAL ACCOUNTABILITY RATING SYSTEM	
			General Performance	Closing the Gap	ESEA Grade	Accountability Indicator
2013	Good	Below Average	TBD	TBD	D	N/A
2012	Good	Average	N/A	N/A	C	N/A
2011	Average	Below Average	N/A	N/A	Not Met	N/A

ABSOLUTE RATINGS OF HIGH SCHOOLS WITH STUDENTS LIKE OURS*

EXCELLENT	GOOD	AVERAGE	BELOW AVERAGE	AT-RISK
28	12	2	0	2

* Ratings are calculated with data available by 11/07/2013. Schools with Students Like Ours are High Schools with Poverty Indices of no more than 5% above or below the index for this school.

HIGH SCHOOL ASSESSMENT PROGRAM (HSAP) EXAM PASSAGE RATE (%): SECOND YEAR STUDENTS

	Our High School		High Schools with Students Like Ours	
	2012	2013	2012	2013
Passed 2 subtests (%)	78.5%	81.9%	79.2%	80.8%
Passed 1 subtest (%)	12.7%	11.9%	13.2%	12.2%
Passed no subtests (%)	8.9%	6.2%	7.9%	7.0%

HSAP PASSAGE RATE (%) BY SPRING 2013

	Our High School	High Schools with Students Like Ours
Passage Rate	91.2%	91.9%

ON-TIME GRADUATION RATE




	Our High School	High Schools with Students Like Ours
Number of students	210	252
Number of Diplomas	171	195
Rate (%)	81.4%	76.5%

END OF COURSE TESTS - 2013

% of students scoring 70 or above on:	Our High School	High Schools with Students Like Ours
Algebra 1/Math for the Technologies 2	83.1	76.0
English 1	71.1	70.2
Biology 1/Applied Biology 2	87.0	78.5
US History and the Constitution	56.1	59.7
All Tests	74.3	70.8

NAEP PERFORMANCE*

* Performance reported for SC and nation, data not available at school level. Percentages at NAEP Achievement Levels.



SC PERFORMANCE VISION

By 2020 all students will graduate with the knowledge and skills necessary to compete successfully in the global economy, participate in a democratic society and contribute positively as members of families and communities.

Abbreviations Key

N/A Not Applicable N/AV Not Available N/C Not Collected N/R Not Reported I/S Insufficient Sample TBD To be determined

Camden High School [Kershaw County]

SCHOOL PROFILE

	Our School	Change from Last Year	High Schools with Students Like Ours	Median High School
Students (n=963)				
Retention rate	3.6%	Up from 3.3%	2.8%	2.9%
Attendance rate	95.8%	Down from 96.2%	95.2%	95.1%
Served by gifted and talented program	39.2%	N/A	20.4%	17.5%
With disabilities	8.7%	N/A	12.1%	11.9%
Older than usual for grade	9.2%	N/A	7.8%	7.9%
Out-of-school suspensions or expulsions for violent and/or criminal offenses	3.2%	Down from 5.1%	1.1%	1.1%
Enrolled in AP/IB programs	25.6%	Down from 27.1%	15.6%	15.1%
Successful on AP/IB exams	49.0%	Up from 40.9%	51.9%	51.5%
Eligible for LIFE Scholarship	22.8%	Down from 33.0%	31.9%	30.6%
Annual dropout rate	0.9%	Down from 2.0%	2.6%	2.3%
Career/technology students in co-curricular organizations	N/A	N/A	N/A	N/A
Enrollment in career/technology courses	N/A	N/A	N/A	N/A
Career/technology students attaining technical skills	N/A	N/A	N/A	N/A
Teachers (n=58)				
Teachers with advanced degrees	60.3%	Down from 67.2%	64.6%	63.4%
Continuing contract teachers	72.4%	Down from 77.6%	83.7%	78.8%
Teachers returning from previous year	80.6%	Down from 81.9%	87.3%	86.2%
Teacher attendance rate	96.4%	Up from 95.0%	95.2%	95.2%
Average teacher salary*	\$49,434	Up 3.8%	\$49,420	\$48,699
Classes not taught by highly qualified teachers	0.0%	Down from 1.3%	2.3%	2.5%
Professional development days/teacher	12.8 days	Down from 15.1 days	10.0 days	9.8 days
School				
Principal's years at school	3.0	Up from 2.0	4.0	3.0
Student-teacher ratio in core subjects	30.7 to 1	Up from 30.0 to 1	27.5 to 1	26.9 to 1
Prime instructional time	90.8%	Up from 90.4%	88.4%	89.0%
Dollars spent per pupil**	\$7,306	Up 7.8%	\$7,584	\$7,919
Percent of expenditures for teacher salaries**	52.0%	Down from 53.2%	56.0%	57.0%
Percent of expenditures for instruction**	53.0%	Down from 53.7%	58.0%	60.0%
Opportunities in the arts	Good	No Change	Excellent	Excellent
SACS accreditation	Yes	No Change	Yes	Yes
Parents attending conferences	98.9%	Up from 94.6%	96.4%	97.7%
Character development program	Excellent	No Change	Good	Good
ESEA composite index score	67.7	Down from 74.7	77.6	77.4

* Length of contract = 185+ days.

** Prior year audited financial data available.

EVALUATION RESULTS

	Teachers	Students*	Parents*
Number of surveys returned	51	146	27
Percent satisfied with learning environment	76.5%	77.4%	70.3%
Percent satisfied with social and physical environment	86%	78.4%	68%
Percent satisfied with school-home relations	84%	88.2%	80.8%

*Only eleventh grade students and their parents were included. For schools without grade eleven, only the highest grade was included.

REPORT OF PRINCIPAL AND SCHOOL IMPROVEMENT COUNCIL

At the end of every school year, the School Improvement Council and the administration of Camden High School are charged with writing a report to the community detailing the school's accomplishments. We began our Freshman Transition Program and instituted Leadership CHS classes. Our First time HSAP test takers improved from 89.7% to 90.2% in English and 77.6% of our Math students scored above standard. Our 4 year graduation rate is 88.0% while our five year graduation rate is 94.0%.

The 2012/2013 school year has been a year filled with accomplishments and recognition for our faculty, staff, and school:

- CHS Athletics continued its proud tradition with Region Championships in volleyball and individual region championships in track and field.
- One CHS student was named the Daughters of the American Revolution Kershaw County contest winner.
- One CHS Senior received the prestigious James F. Byrnes Scholarship.
- Our Academic Booster Club donated 4 scholarships to worthy students. They were able to provide this through strong fundraising efforts and their continued leadership.
- Our Kappa League program has welcomed 10 students into its ranks.
- CHS had 8 Palmetto Fellows scholarship winners.
- The Camden High School family continued their commitment to giving back to our community by performing numerous service learning and fund-raising projects including: over \$7,500 for Relay for Life, over \$15,000 for United Way, countless service hours to our community through Adopt-a-Highway, Habitat for Humanity, and others. Bulldogs give back!
- Our graduating class had 25 Distinguished Honor Graduates, 29 Honor Graduates and 41 SC Academic Honors Medal Recipients.
- 10 seniors were named to the Upchurch & Jowers All-County Academic Team.
- Mrs. Meredith Kirkland was named the CHS Teacher of the Year and an Honor Roll Teacher by the KCSD. Mrs. Amy Speaks was named the CHS and Kershaw County's Reading Teacher of the Year.
- CHS continued its cutting edge work with its Aquaponics lab, increasing student opportunity for hands-on instruction.
- 1 CHS senior was named the WLTX Player of the Week.
- CHS Students donated over 2000 hours of community service.

This has been an exciting year for Camden High School. One of our goals was to be recognized as a leader in secondary education in our state. We continue to take strides towards that goal this year. Our congratulations go out to the partnership between our students, parents, and staff which make CHS the great school that it is.

Earl Cobb, SIC Chairman Dan Matthews, Principal

Comprehensive detail, including definitions of ratings, performance criteria, and explanations of status, is available on www.ed.sc.gov and www.eoc.sc.gov as well as school and school district websites.

Printed versions are available from school districts upon request.

Abbreviations Key

N/A Not Applicable N/AV Not Available N/C Not Collected N/R Not Reported I/S Insufficient Sample TBD To be determined
NI Newly Identified CSI Continuing School Improvement CA Corrective Action RP Plan to Restructure R Restructure DELAY School Improvement Status HOLD School Improvement Status