

SC Annual School Report Card Summary

Greenwood High School
 Greenwood 50
 Grades: 9-12 Enrollment: 1,582
 Principal: Beth L. Taylor
 Superintendent: Darrell Johnson
 Board Chair: Shell Dula

PERFORMANCE

Comprehensive detail, including definitions of ratings, performance criteria, and explanations of status, is available on www.ed.sc.gov and www.eoc.sc.gov as well as school and school district websites. Printed versions are available from school districts upon request.

YEAR	ABSOLUTE RATING	GROWTH RATING	PALMETTO GOLD AND SILVER AWARD		ESEA/FEDERAL ACCOUNTABILITY RATING SYSTEM	
			General Performance	Closing the Gap	ESEA Grade	Accountability Indicator
2013	Excellent	Average	TBD	TBD	C	N/A
2012	Good	Average	Silver	N/A	B	N/A
2011	Average	Below Average	N/A	Gold	Not Met	N/A

ABSOLUTE RATINGS OF HIGH SCHOOLS WITH STUDENTS LIKE OURS*

EXCELLENT	GOOD	AVERAGE	BELOW AVERAGE	AT-RISK
27	11	2	0	3

* Ratings are calculated with data available by 11/07/2013. Schools with Students Like Ours are High Schools with Poverty Indices of no more than 5% above or below the index for this school.

HIGH SCHOOL ASSESSMENT PROGRAM(HSAP) EXAM PASSAGE RATE(%): SECOND YEAR STUDENTS

	Our High School		High Schools with Students Like Ours	
	2012	2013	2012	2013
Passed 2 subtests (%)	76.4%	84.4%	80.0%	80.9%
Passed 1 subtest (%)	13.3%	9.8%	12.8%	12.2%
Passed no subtests (%)	10.3%	5.8%	7.5%	6.8%

HSAP PASSAGE RATE (%) BY SPRING 2013

	Our High School	High Schools with Students Like Ours
Passage Rate	92.0%	91.6%

ON-TIME GRADUATION RATE




	Our High School	High Schools with Students Like Ours
Number of students	446	275
Number of Diplomas	343	207
Rate (%)	76.9%	76.1%

END OF COURSE TESTS - 2013

% of students scoring 70 or above on:	Our High School	High Schools with Students Like Ours
Algebra 1/Math for the Technologies 2	67.2	75.2
English 1	60.6	71.0
Biology 1/Applied Biology 2	69.0	78.3
US History and the Constitution	65.1	61.4
All Tests	66.0	71.3

NAEP PERFORMANCE*

* Performance reported for SC and nation, data not available at school level. Percentages at NAEP Achievement Levels.



SC PERFORMANCE VISION

By 2020 all students will graduate with the knowledge and skills necessary to compete successfully in the global economy, participate in a democratic society and contribute positively as members of families and communities.

Abbreviations Key

N/A Not Applicable N/AV Not Available N/C Not Collected N/R Not Reported I/S Insufficient Sample TBD To be determined

Greenwood High School [Greenwood 50]

SCHOOL PROFILE

	Our School	Change from Last Year	High Schools with Students Like Ours	Median High School
Students (n=1,582)				
Retention rate	1.9%	Up from 1.7%	3.2%	2.9%
Attendance rate	99.3%	Up from 99.0%	95.1%	95.1%
Served by gifted and talented program	20.5%	N/A	20.2%	17.5%
With disabilities	11.9%	N/A	12.4%	11.9%
Older than usual for grade	5.6%	N/A	7.6%	7.9%
Out-of-school suspensions or expulsions for violent and/or criminal offenses	0.6%	Up from 0.3%	1.2%	1.1%
Enrolled in AP/IB programs	10.4%	Down from 13.7%	17.1%	15.1%
Successful on AP/IB exams	66.0%	Down from 69.9%	50.5%	51.5%
Eligible for LIFE Scholarship	37.0%	Down from 40.2%	30.5%	30.6%
Annual dropout rate	1.8%	Down from 3.6%	2.6%	2.3%
Career/technology students in co-curricular organizations	N/A	N/A	N/A	N/A
Enrollment in career/technology courses	N/A	N/A	N/A	N/A
Career/technology students attaining technical skills	N/A	N/A	N/A	N/A
Teachers (n=75)				
Teachers with advanced degrees	77.3%	Down from 80.0%	64.3%	63.4%
Continuing contract teachers	90.7%	Down from 94.3%	84.8%	78.8%
Teachers returning from previous year	86.7%	Up from 85.1%	87.3%	86.2%
Teacher attendance rate	94.5%	Down from 96.0%	95.2%	95.2%
Average teacher salary*	\$53,232	Up 4.2%	\$49,469	\$48,699
Classes not taught by highly qualified teachers	0.0%	Down from 3.0%	2.0%	2.5%
Professional development days/teacher	3.8 days	No Change	11.6 days	9.8 days
School				
Principal's years at school	8.0	Up from 7.0	4.0	3.0
Student-teacher ratio in core subjects	36.7 to 1	Up from 35.3 to 1	28.0 to 1	26.9 to 1
Prime instructional time	93.0%	Down from 93.9%	88.2%	89.0%
Dollars spent per pupil**	\$5,774	Up 4.2%	\$7,477	\$7,919
Percent of expenditures for teacher salaries**	53.0%	Down from 55.1%	56.0%	57.0%
Percent of expenditures for instruction**	55.0%	Down from 57.7%	59.0%	60.0%
Opportunities in the arts	Good	No Change	Excellent	Excellent
SACS accreditation	Yes	No Change	Yes	Yes
Parents attending conferences	41.0%	Up from 35.3%	96.4%	97.7%
Character development program	Below Average	Down from Average	Good	Good
ESEA composite index score	77.6	Down from 83.3	76.8	77.4

* Length of contract = 185+ days.

** Prior year audited financial data available.

EVALUATION RESULTS

	Teachers	Students*	Parents*
Number of surveys returned	70	280	85
Percent satisfied with learning environment	90%	72.8%	75.3%
Percent satisfied with social and physical environment	98.6%	78.6%	69.1%
Percent satisfied with school-home relations	77.1%	84%	75.3%

*Only eleventh grade students and their parents were included. For schools without grade eleven, only the highest grade was included.

Comprehensive detail, including definitions of ratings, performance criteria, and explanations of status, is available on www.ed.sc.gov and www.eoc.sc.gov as well as school and school district websites.

Printed versions are available from school districts upon request.

REPORT OF PRINCIPAL AND SCHOOL IMPROVEMENT COUNCIL

The vision of Greenwood High School is to educate today's students for tomorrow's possibilities. The mission of Greenwood High School is to educate all students to become responsible, productive citizens, and life-long learners. We believe that education is the joint responsibility of students, family, school, and community. We create a positive school environment by celebrating school successes. Students are recognized regularly for success in academics, athletics and the arts. We recognize achievement through the school web page, daily announcements, the local newspaper, awards programs, and positive behavior recognition days. Students are provided with an equitable balance between teamwork and individualism as shown by high accomplishments in academics, arts and athletics. Students are given ample opportunities to excel. As classroom numbers increase, there are still maximum opportunities for individuals to succeed. Students participate in extracurricular activities which helps build relationships and improve student involvement in school. A strong and effective faculty and staff, along with parent/guardian support are essential for educational success. Teachers follow standards-based curricula in content areas. Students achieve success at appropriate instructional levels through high expectations. Faculty members recognize, respect, and address students' diverse learning styles through individual, small group, and whole group instruction. Students benefit from the consistent application of school policy. A safe and secure school environment encourages students to practice tolerance and to act responsibly. The students and staff of Greenwood High School have many accomplishments. Mrs. Leigh Addis will serve as the GHS 2013-2014 Teacher of the Year. On June 7, 2013, 234 seniors graduated from GHS. As of May 31, 2013, the senior class recorded over five million dollars in scholarships and other awards. During mid-year graduation, 72 GHS seniors received diplomas. Literacy Day was celebrated on February 8, 2013. The National Honor society boasted 125 active members and the Beta Club counted 262. Several students attended nine college trips to the following institutions: Clemson University, College of Charleston, Furman University, Lander University, Morehouse College, Newberry College, The Citadel, Tri-County Technical College, and The University of South Carolina. Eagle Time Advisor/Advisee sessions were held bi-monthly to assist students with academic awareness, standardized tests, and college and career exploration. GHS continues to foster a college-going-culture by engaging our students in Career Academics, AVID, and PBIS. College Application Day was held on October 11. Students attended a College Day on October 30. Lander University and Piedmont Tech participated in Open House, New Eagle Night, Op-Ed Event, and Graduation Practice at GHS. Athletics continue to thrive with region champions in football, girls basketball and baseball. Our football team ended their season as State Division II AAAA Champions. GHS Arts continue to flourish with the Golden Eagle. The GHS Advanced Chorus had 20 students selected by audition for the SC All-State Chorus; they also received a Superior Rating in Performance at State Choral Festival and Superior Rating in Sight Reading at State Choral Festival. Mixed Chorus received Excellent Rating in Performance at the State Choral Festival and a Superior Rating in Sight Reading at State Choral Festival. Marching Band had two students qualify for All-State Region Band and thirteen students qualify for All-County Band. JROTC received Honor Unit with Distinction and National JROTC Academic Bowl Finalist.

Dr. Beth Taylor, Principal
Mrs. Kimberly Tatko, SIC Chairperson

Abbreviations Key

N/A Not Applicable N/AV Not Available N/C Not Collected N/R Not Reported I/S Insufficient Sample TBD To be determined

NI Newly Identified CSI Continuing School Improvement CA Corrective Action RP Plan to Restructure R Restructure DELAY School Improvement Status HOLD School Improvement Status