



SC Annual School Report Card Summary

Greenville Technical Charter High School
 Greenville County
 Grades: 9-12 Enrollment: 439
 Principal: Charles R. Bayne, Interim
 Superintendent: Mr. Burke Royster
 Board Chair: Mr. Chuck Saylor

PERFORMANCE

Comprehensive detail, including definitions of ratings, performance criteria, and explanations of status, is available on www.ed.sc.gov and www.eoc.sc.gov as well as school and school district websites. Printed versions are available from school districts upon request.

YEAR	ABSOLUTE RATING	GROWTH RATING	PALMETTO GOLD AND SILVER AWARD		ESEA/FEDERAL ACCOUNTABILITY RATING SYSTEM	
			General Performance	Closing the Gap	ESEA Grade	Accountability Indicator
2013	Excellent	Excellent	TBD	TBD	A	N/A
2012	Excellent	Excellent	Gold	N/A	A	N/A
2011	Excellent	Excellent	Gold	N/A	Met	N/A

ABSOLUTE RATINGS OF HIGH SCHOOLS WITH STUDENTS LIKE OURS*

EXCELLENT	GOOD	AVERAGE	BELOW AVERAGE	AT-RISK
6	0	0	0	0

* Ratings are calculated with data available by 11/07/2013. Schools with Students Like Ours are High Schools with Poverty Indices of no more than 5% above or below the index for this school.

HIGH SCHOOL ASSESSMENT PROGRAM(HSAP) EXAM PASSAGE RATE(%): SECOND YEAR STUDENTS

	Our High School		High Schools with Students Like Ours	
	2012	2013	2012	2013
Passed 2 subtests (%)	98.1%	98.2%	95.8%	94.9%
Passed 1 subtest (%)	1.9%	0.9%	2.9%	3.4%
Passed no subtests (%)	N/A	0.9%	3.1%	1.7%

HSAP PASSAGE RATE (%) BY SPRING 2013

	Our High School	High Schools with Students Like Ours
Passage Rate	100.0%	98.6%

ON-TIME GRADUATION RATE




	Our High School	High Schools with Students Like Ours
Number of students	102	425
Number of Diplomas	100	370
Rate (%)	98.0%	89.4%

END OF COURSE TESTS - 2013

% of students scoring 70 or above on:	Our High School	High Schools with Students Like Ours
Algebra 1/Math for the Technologies 2	97.3	93.2
English 1	91.9	90.7
Biology 1/Applied Biology 2	89.1	92.1
US History and the Constitution	63.1	79.5
All Tests	86.3	89.2

NAEP PERFORMANCE*

* Performance reported for SC and nation, data not available at school level. Percentages at NAEP Achievement Levels.



SC PERFORMANCE VISION

By 2020 all students will graduate with the knowledge and skills necessary to compete successfully in the global economy, participate in a democratic society and contribute positively as members of families and communities.

Abbreviations Key

N/A Not Applicable N/AV Not Available N/C Not Collected N/R Not Reported I/S Insufficient Sample TBD To be determined

Greenville Technical Charter High School [Greenville County]

SCHOOL PROFILE

	Our School	Change from Last Year	High Schools with Students Like Ours	Median High School
Students (n=439)				
Retention rate	0.0%	Down from 0.2%	2.6%	2.9%
Attendance rate	97.2%	Up from 97.1%	96.2%	95.1%
Served by gifted and talented program	35.2%	N/A	33.5%	17.5%
With disabilities	6.8%	N/A	8.0%	11.9%
Older than usual for grade	1.1%	N/A	4.5%	7.9%
Out-of-school suspensions or expulsions for violent and/or criminal offenses	0.0%	No Change	0.3%	1.1%
Enrolled in AP/IB programs	0.0%	Down from 99.0%	31.0%	15.1%
Successful on AP/IB exams	N/A	N/A	78.6%	51.5%
Eligible for LIFE Scholarship	96.9%	Up from 94.9%	69.8%	30.6%
Annual dropout rate	0.2%	Up from 0.0%	0.7%	2.3%
Career/technology students in co-curricular organizations	N/A	N/A	N/A	N/A
Enrollment in career/technology courses	N/A	N/A	N/A	N/A
Career/technology students attaining technical skills	N/A	N/A	N/A	N/A
Teachers (n=26)				
Teachers with advanced degrees	96.2%	Up from 88.5%	71.9%	63.4%
Continuing contract teachers	42.3%	Up from 34.6%	81.9%	78.8%
Teachers returning from previous year	95.6%	Down from 97.1%	89.4%	86.2%
Teacher attendance rate	99.3%	Up from 96.4%	95.6%	95.2%
Average teacher salary*	\$53,417	Up 5.5%	\$50,334	\$48,699
Classes not taught by highly qualified teachers	11.1%	Down from 11.5%	2.6%	2.5%
Professional development days/teacher	14.5 days	Up from 11.9 days	10.5 days	9.8 days
School				
Principal's years at school	1.0	Down from 10.0	5.0	3.0
Student-teacher ratio in core subjects	27.4 to 1	Up from 26.3 to 1	29.6 to 1	26.9 to 1
Prime instructional time	94.7%	Up from 93.5%	91.0%	89.0%
Dollars spent per pupil**	\$7,660	Up 1.1%	\$6,449	\$7,919
Percent of expenditures for teacher salaries**	55.0%	Down from 56.0%	61.0%	57.0%
Percent of expenditures for instruction**	62.0%	Down from 64.0%	63.5%	60.0%
Opportunities in the arts	Good	Down from Excellent	Excellent	Excellent
SACS accreditation	Yes	No Change	Yes	Yes
Parents attending conferences	100.0%	No Change	95.9%	97.7%
Character development program	At-Risk	Down from Excellent	Excellent	Good
ESEA composite index score	100.0	No Change	91.0	77.4

* Length of contract = 185+ days.

** Prior year audited financial data available.

EVALUATION RESULTS

	Teachers	Students*	Parents*
Number of surveys returned	24	91	30
Percent satisfied with learning environment	95.8%	88%	86.7%
Percent satisfied with social and physical environment	100%	83.8%	96.6%
Percent satisfied with school-home relations	95.8%	89.2%	93.3%

*Only eleventh grade students and their parents were included. For schools without grade eleven, only the highest grade was included.

REPORT OF PRINCIPAL AND SCHOOL IMPROVEMENT COUNCIL

Greenville Technical Charter High School (GTCHS) is one of the most unique public schools in our state. GTCHS was established in 1999 primarily as a result of the vision and courage of the President of Greenville Technical College, Dr. Thomas E. Barton, Jr. The establishment of GTCHS was supported by the sponsoring school district, the School District of Greenville County, to create a middle college/early college program on the main campus of Greenville Technical College (GTC). This innovative school concept was supported by the business community to provide students a seamless transition from high school to higher education and the world of work. The South Carolina Department of Education accredits GTCHS and SACS accredits Greenville Technical College. With a faculty of 24.5, GTCHS offers an academically rigorous four-year program serving a student enrollment of 439 students in grades 9-12. The teaching/learning paradigm is based on Mastery Learning. Though GTCHS does not offer AP courses, students do have the opportunity to take dual credit classes at Greenville Technical College, many earning enough credits to enroll in college as sophomores. Ten students in the 2013 graduating class earned 13 associate degrees while in high school. Currently, 70% of the student body is enrolled in at least one college class. The school's ability to offer individualized academic plans and academic assistance further serves to create an opportunity for the success of each student. Teachers use state-of-the-art technology and Greenville Technical College resources to enhance instruction in all subject areas. Student-teacher ratios remain one of the lowest in the upstate at approximately 18-1. The school expects parental involvement at a minimum of one hour per week, 50 hours of community service for every student each year, project-based learning that is competency based, and the senior capstone project or internship prior to graduation. These expectations continue to make GTCHS a unique place for learning and character building. GTCHS has received an Excellent rating from the South Carolina Department of Education from 2002 to 2012 and received the Palmetto Gold Award for nine consecutive years. The school received recognition as a Carolina First Palmetto's Finest winner in 2009 and received recognition as an US Department of Education National Blue Ribbon School of Excellence in 2010. GTCHS is designated as one of the top fifteen charter schools in the nation by the US Department of Education, honored as a National Charter School of the Year by the Center for Education Reform and received the 2011 Bronze Award from US News & World Report as one of America's Best Public Schools as well as special recognition as the 4th most connected school in the nation. The success of GTCHS is obvious in its increased enrollment and its waiting list for admission. The school was awarded a Federal charter school dissemination grant to share best practices with other schools. Other technical colleges throughout the state are planning similar early college high school programs. GTCHS is a National Tech Prep Demonstration Site and continues to be recognized as a flagship school of choice in our state.

Charles R. Bayne, Interim Principal
David Setzer, Board of Directors Chairman
Dr. Keith Miller, President Greenville Technical College

Comprehensive detail, including definitions of ratings, performance criteria, and explanations of status, is available on www.ed.sc.gov and www.eoc.sc.gov as well as school and school district websites.

Printed versions are available from school districts upon request.

Abbreviations Key

N/A Not Applicable N/AV Not Available N/C Not Collected N/R Not Reported I/S Insufficient Sample TBD To be determined
NI Newly Identified CSI Continuing School Improvement CA Corrective Action RP Plan to Restructure R Restructure DELAY School Improvement Status HOLD School Improvement Status