



SC Annual School Report Card Summary

Mauldin High School
 Greenville County
 Grades: 9-12 Enrollment: 2,120
 Principal: Ann C. Miller
 Superintendent: Mr. Burke Royster
 Board Chair: Mr. Chuck Saylor

PERFORMANCE

Comprehensive detail, including definitions of ratings, performance criteria, and explanations of status, is available on www.ed.sc.gov and www.eoc.sc.gov as well as school and school district websites. Printed versions are available from school districts upon request.

YEAR	ABSOLUTE RATING	GROWTH RATING	PALMETTO GOLD AND SILVER AWARD		ESEA/FEDERAL ACCOUNTABILITY RATING SYSTEM	
			General Performance	Closing the Gap	ESEA Grade	Accountability Indicator
2013	Excellent	Excellent	TBD	TBD	B	N/A
2012	Excellent	Good	Gold	N/A	A	N/A
2011	Excellent	Excellent	Gold	Gold	Not Met	N/A

ABSOLUTE RATINGS OF HIGH SCHOOLS WITH STUDENTS LIKE OURS*

EXCELLENT	GOOD	AVERAGE	BELOW AVERAGE	AT-RISK
9	0	0	0	0

* Ratings are calculated with data available by 11/07/2013. Schools with Students Like Ours are High Schools with Poverty Indices of no more than 5% above or below the index for this school.

HIGH SCHOOL ASSESSMENT PROGRAM(HSAP) EXAM PASSAGE RATE(%): SECOND YEAR STUDENTS

	Our High School		High Schools with Students Like Ours	
	2012	2013	2012	2013
Passed 2 subtests (%)	88.1%	90.7%	90.7%	89.7%
Passed 1 subtest (%)	8.2%	5.4%	5.8%	6.5%
Passed no subtests (%)	3.6%	3.9%	3.5%	3.9%

HSAP PASSAGE RATE (%) BY SPRING 2013

	Our High School	High Schools with Students Like Ours
Passage Rate	97.8%	96.5%

ON-TIME GRADUATION RATE




	Our High School	High Schools with Students Like Ours
Number of students	521	395
Number of Diplomas	464	343
Rate (%)	89.1%	87.3%

END OF COURSE TESTS - 2013

% of students scoring 70 or above on:	Our High School	High Schools with Students Like Ours
Algebra 1/Math for the Technologies 2	89.6	85.9
English 1	82.4	83.4
Biology 1/Applied Biology 2	90.3	88.0
US History and the Constitution	86.3	76.7
All Tests	87.3	83.6

NAEP PERFORMANCE*

* Performance reported for SC and nation, data not available at school level. Percentages at NAEP Achievement Levels.



SC PERFORMANCE VISION

By 2020 all students will graduate with the knowledge and skills necessary to compete successfully in the global economy, participate in a democratic society and contribute positively as members of families and communities.

Abbreviations Key

N/A Not Applicable N/AV Not Available N/C Not Collected N/R Not Reported I/S Insufficient Sample TBD To be determined

Mauldin High School [Greenville County]

SCHOOL PROFILE

	Our School	Change from Last Year	High Schools with Students Like Ours	Median High School
Students (n=2,120)				
Retention rate	2.2%	Down from 2.9%	2.2%	2.9%
Attendance rate	95.4%	Down from 95.7%	95.2%	95.1%
Served by gifted and talented program	30.6%	N/A	30.6%	17.5%
With disabilities	7.8%	N/A	8.9%	11.9%
Older than usual for grade	5.3%	N/A	4.8%	7.9%
Out-of-school suspensions or expulsions for violent and/or criminal offenses	1.0%	Down from 1.3%	1.2%	1.1%
Enrolled in AP/IB programs	33.6%	Up from 31.1%	38.9%	15.1%
Successful on AP/IB exams	77.0%	Up from 72.3%	64.0%	51.5%
Eligible for LIFE Scholarship	43.5%	Up from 35.7%	41.8%	30.6%
Annual dropout rate	1.4%	Down from 2.1%	1.4%	2.3%
Career/technology students in co-curricular organizations	N/A	N/A	N/A	N/A
Enrollment in career/technology courses	N/A	N/A	N/A	N/A
Career/technology students attaining technical skills	N/A	N/A	N/A	N/A
Teachers (n=109)				
Teachers with advanced degrees	65.1%	Up from 60.6%	67.0%	63.4%
Continuing contract teachers	86.2%	Up from 85.3%	82.4%	78.8%
Teachers returning from previous year	89.7%	Down from 90.7%	88.0%	86.2%
Teacher attendance rate	94.9%	Down from 95.9%	95.7%	95.2%
Average teacher salary*	\$48,267	Up 3.3%	\$50,218	\$48,699
Classes not taught by highly qualified teachers	2.5%	Up from 1.4%	2.7%	2.5%
Professional development days/teacher	8.9 days	Up from 7.7 days	8.9 days	9.8 days
School				
Principal's years at school	9.0	Up from 8.0	4.0	3.0
Student-teacher ratio in core subjects	29.0 to 1	Up from 27.7 to 1	28.4 to 1	26.9 to 1
Prime instructional time	89.5%	Down from 91.2%	90.0%	89.0%
Dollars spent per pupil**	\$5,561	Up 8.7%	\$6,692	\$7,919
Percent of expenditures for teacher salaries**	58.0%	Down from 58.8%	59.0%	57.0%
Percent of expenditures for instruction**	60.0%	Up from 59.6%	60.0%	60.0%
Opportunities in the arts	Excellent	No Change	Excellent	Excellent
SACS accreditation	Yes	No Change	Yes	Yes
Parents attending conferences	98.6%	Down from 100.0%	99.4%	97.7%
Character development program	Good	Up from Average	Good	Good
ESEA composite index score	83.8	Down from 94.0	86.2	77.4

* Length of contract = 185+ days.

** Prior year audited financial data available.

REPORT OF PRINCIPAL AND SCHOOL IMPROVEMENT COUNCIL

The 2012-2013 school year proved to be another highly successful one at Mauldin High School thanks to the dedication and collaboration of our students, staff, parents and community. Academics continued to be an area of excellence as Mauldin High was once again recognized by Newsweek magazine as one of the top public high schools in the nation. The class of 2013 earned scholarships totaling over \$17 million, twenty-seven students graduated with South Carolina Academic Honors, thirty-four students were named Palmetto Fellows and over eight hundred AP exams were taken by Mauldin High students. All four of these categories either equaled or surpassed our previous year's performance demonstrating the stellar work ethic of all involved. Our strong academic program is supported by an outstanding guidance and career development staff that meets with each student multiple times each year to evaluate graduation progress, academic standing, course requests and social issues. Extensions of our academic programs were successful this year as well as the Robotics team was once again recognized for its outstanding abilities and attention to safety. Our Teacher Cadets explored educational career opportunities and devoted many hours in assisting teachers throughout the district. Service Learning students provided thousands of hours to the betterment of our community as did students in academic clubs and JROTC that have service hour requirements. Furthermore, our student body raised over \$70,000 for Safe Harbor during our annual spirit week activities making it obvious that the charitable spirit is alive and well at Mauldin High. In athletics, the Girls Tennis Team brought home another state championship and our athletes won several individual state awards. Mauldin High was tenth out of forty-eight schools overall in the South Carolina Athletic Directors Cup and thirteen student athletes will go on to compete at the college level earning scholarships totaling more than \$765,000. Performing arts completed an extraordinary year placing three times the number of any other high school to region band selections. The Mauldin High School PTSA volunteers donated close to 60,000 hours of their personal time in a variety of tasks including Challenge Day, school store duties, testing, and faculty treats to name just a few. A new slogan, Motivation-Achievement-Values-Success, was developed this year by the staff to drive the vision and mission of Mauldin High School. Though challenges exist and there are still areas to improve, Mauldin High School remains dedicated to continued success and continuous improvement in all that we do.

Ann Miller, Principal Jason Peterson, SIC Chair

EVALUATION RESULTS

	Teachers	Students*	Parents*
Number of surveys returned	118	437	86
Percent satisfied with learning environment	94%	78.7%	84.9%
Percent satisfied with social and physical environment	99.2%	82.9%	79.6%
Percent satisfied with school-home relations	97.4%	86.7%	76.1%

*Only eleventh grade students and their parents were included. For schools without grade eleven, only the highest grade was included.

Comprehensive detail, including definitions of ratings, performance criteria, and explanations of status, is available on www.ed.sc.gov and www.eoc.sc.gov as well as school and school district websites.

Printed versions are available from school districts upon request.

Abbreviations Key

N/A Not Applicable N/AV Not Available N/C Not Collected N/R Not Reported I/S Insufficient Sample TBD To be determined

NI Newly Identified CSI Continuing School Improvement CA Corrective Action RP Plan to Restructure R Restructure DELAY School Improvement Status HOLD School Improvement Status