



SC Annual School Report Card Summary

Lewisville High School
 Chester County
 Grades: 9-12 Enrollment: 381
 Principal: Dr. James G. Knox, III
 Superintendent: Dr. Agnes Slayman
 Board Chair: Mrs. Maggie J. James

PERFORMANCE

Comprehensive detail, including definitions of ratings, performance criteria, and explanations of status, is available on www.ed.sc.gov and www.eoc.sc.gov as well as school and school district websites. Printed versions are available from school districts upon request.

YEAR	ABSOLUTE RATING	GROWTH RATING	PALMETTO GOLD AND SILVER AWARD		ESEA/FEDERAL ACCOUNTABILITY RATING SYSTEM	
			General Performance	Closing the Gap	ESEA Grade	Accountability Indicator
2013	Excellent	Excellent	TBD	TBD	A	N/A
2012	Excellent	Excellent	Gold	N/A	A	N/A
2011	Excellent	Excellent	Gold	Gold	Met	N/A

ABSOLUTE RATINGS OF HIGH SCHOOLS WITH STUDENTS LIKE OURS*

EXCELLENT	GOOD	AVERAGE	BELOW AVERAGE	AT-RISK
26	9	0	0	3

* Ratings are calculated with data available by 11/07/2013. Schools with Students Like Ours are High Schools with Poverty Indices of no more than 5% above or below the index for this school.

HIGH SCHOOL ASSESSMENT PROGRAM(HSAP) EXAM PASSAGE RATE(%): SECOND YEAR STUDENTS

	Our High School		High Schools with Students Like Ours	
	2012	2013	2012	2013
Passed 2 subtests (%)	93.1%	89.4%	83.9%	82.5%
Passed 1 subtest (%)	4.9%	6.4%	10.1%	11.7%
Passed no subtests (%)	2.0%	4.3%	6.7%	5.8%

HSAP PASSAGE RATE (%) BY SPRING 2013

	Our High School	High Schools with Students Like Ours
Passage Rate	97.6%	91.5%

ON-TIME GRADUATION RATE

	Our High School	High Schools with Students Like Ours
Number of students	101	293
Number of Diplomas	87	224
Rate (%)	86.1%	76.3%


END OF COURSE TESTS - 2013

% of students scoring 70 or above on:	Our High School	High Schools with Students Like Ours
Algebra 1/Math for the Technologies 2	90.3	77.0
English 1	90.9	73.8
Biology 1/Applied Biology 2	91.9	79.9
US History and the Constitution	91.1	63.2
All Tests	91.1	73.4


NAEP PERFORMANCE*

* Performance reported for SC and nation, data not available at school level. Percentages at NAEP Achievement Levels.


READING – GRADE 8 (2011)



MATH – GRADE 8 (2011)



SCIENCE – GRADE 8 (2011)



SC PERFORMANCE VISION

By 2020 all students will graduate with the knowledge and skills necessary to compete successfully in the global economy, participate in a democratic society and contribute positively as members of families and communities.

Abbreviations Key

N/A Not Applicable N/AV Not Available N/C Not Collected N/R Not Reported I/S Insufficient Sample TBD To be determined

Lewisville High School [Chester County]

SCHOOL PROFILE

	Our School	Change from Last Year	High Schools with Students Like Ours	Median High School
Students (n=381)				
Retention rate	4.3%	Up from 2.6%	2.7%	2.9%
Attendance rate	95.3%	Up from 95.2%	95.0%	95.1%
Served by gifted and talented program	19.4%	N/A	20.4%	17.5%
With disabilities	9.2%	N/A	12.1%	11.9%
Older than usual for grade	8.1%	N/A	6.5%	7.9%
Out-of-school suspensions or expulsions for violent and/or criminal offenses	1.1%	Down from 2.0%	1.3%	1.1%
Enrolled in AP/IB programs	17.1%	Up from 0.0%	18.8%	15.1%
Successful on AP/IB exams	42.0%	N/A	53.9%	51.5%
Eligible for LIFE Scholarship	30.4%	Up from 25.0%	32.7%	30.6%
Annual dropout rate	2.6%	Up from 2.0%	3.0%	2.3%
Career/technology students in co-curricular organizations	N/A	N/A	N/A	N/A
Enrollment in career/technology courses	N/A	N/A	N/A	N/A
Career/technology students attaining technical skills	N/A	N/A	N/A	N/A
Teachers (n=23)				
Teachers with advanced degrees	65.2%	Up from 60.9%	64.6%	63.4%
Continuing contract teachers	91.3%	Down from 95.7%	85.2%	78.8%
Teachers returning from previous year	87.1%	Up from 82.8%	88.2%	86.2%
Teacher attendance rate	94.4%	Down from 95.9%	95.0%	95.2%
Average teacher salary*	\$54,411	Up 5.9%	\$50,319	\$48,699
Classes not taught by highly qualified teachers	0.0%	No Change	1.5%	2.5%
Professional development days/teacher	8.9 days	Up from 8.3 days	11.2 days	9.8 days
School				
Principal's years at school	10.0	Up from 9.0	4.0	3.0
Student-teacher ratio in core subjects	23.8 to 1	Down from 26.5 to 1	28.3 to 1	26.9 to 1
Prime instructional time	89.2%	Down from 90.1%	88.0%	89.0%
Dollars spent per pupil**	\$8,547	Down 1.1%	\$7,477	\$7,919
Percent of expenditures for teacher salaries**	55.0%	Up from 53.9%	56.0%	57.0%
Percent of expenditures for instruction**	55.0%	Up from 54.5%	59.5%	60.0%
Opportunities in the arts	Good	No Change	Excellent	Excellent
SACS accreditation	Yes	No Change	Yes	Yes
Parents attending conferences	100.0%	No Change	96.2%	97.7%
Character development program	Good	No Change	Good	Good
ESEA composite index score	100.0	No Change	83.1	77.4

* Length of contract = 185+ days.

** Prior year audited financial data available.

REPORT OF PRINCIPAL AND SCHOOL IMPROVEMENT COUNCIL

2012-2013 was a year of much success in academics, athletics, and activities at Lewisville High School. The South Carolina State Department of Education recognized Lewisville High School and United States History Teacher, Daniel Taylor, for exemplary performance on the End of Course Examination (EOCEP) in United States History by having him present to teachers across the state. Also, Senator Tim Scott visited Lewisville High School in recognition of the school's outstanding performance. The school was one of only four high schools in the state to have made a grade of 100/A on the ESEA/Federal Accountability Rating System and the South Carolina Department of Education designated Lewisville High School as a Palmetto Gold Recipient for 2012-2013 in General Performance. During 2012-2013, 91.1% of our students passed the End of Course Examination (EOCEP). The school continues to focus on preparing each student to graduate and to be able to continue post-secondary or career and technical education.

We continue to be proud of what our graduating seniors have accomplished. The 92 graduates of the class of 2013 receive \$2.9 million in scholarship opportunities. Six graduates met the requirements for Palmetto Fellows Scholarships and 22 received LIFE scholarships to attend a four-year college/university. 77% of our graduates completed career majors while attending Lewisville High School or the Chester County Career Center. Approximately three-fourths of our students participated in programs such as Band, Colorguard, Chorus, Art, Athletics, Academic Challenge, Sporting Clays, and JROTC. We are very proud of the Lewisville High School Boys' Basketball Team who won the 1A State Championship title. Lewisville High School also competed in the South Carolina Sporting Clays program where our team again won first place in the 2013 public schools division. The Lewisville High School Lady Lions Softball team was also District Champions. 2012-2013 was a great year for student athletes at Lewisville High School. We wish to recognize not only our student successes, but the hard work and commitment of all of our teachers and staff along with our parents and community members who work with us to make Lewisville High School the best small high school in the state of South Carolina.

Jim Knox, Principal

Amanda L. Freeman, School Improvement Council Chair
Tammy Snipes, Assistant Principal

EVALUATION RESULTS

	Teachers	Students*	Parents*
Number of surveys returned	27	68	24
Percent satisfied with learning environment	100%	86.8%	95.8%
Percent satisfied with social and physical environment	100%	85.3%	83.4%
Percent satisfied with school-home relations	88.8%	80.9%	79.2%

*Only eleventh grade students and their parents were included. For schools without grade eleven, only the highest grade was included.

Comprehensive detail, including definitions of ratings, performance criteria, and explanations of status, is available on www.ed.sc.gov and www.eoc.sc.gov as well as school and school district websites.

Printed versions are available from school districts upon request.

Abbreviations Key

N/A Not Applicable N/AV Not Available N/C Not Collected N/R Not Reported I/S Insufficient Sample TBD To be determined

NI Newly Identified CSI Continuing School Improvement CA Corrective Action RP Plan to Restructure R Restructure DELAY School Improvement Status HOLD School Improvement Status