

# SC Annual School Report Card Summary

**Greg Mathis Charter High School**  
**Charleston**  
**Grades: 9-12**      **Enrollment: 81**  
**Principal: Eleanor H. Hardy**  
**Superintendent: Dr. Nancy J. McGinley**  
**Board Chair: Mrs. Cindy Bohn Coats**

## PERFORMANCE

Comprehensive detail, including definitions of ratings, performance criteria, and explanations of status, is available on [www.ed.sc.gov](http://www.ed.sc.gov) and [www.eoc.sc.gov](http://www.eoc.sc.gov) as well as school and school district websites. Printed versions are available from school districts upon request.

YEAR	ABSOLUTE RATING	GROWTH RATING	PALMETTO GOLD AND SILVER AWARD		ESEA/FEDERAL ACCOUNTABILITY RATING SYSTEM	
			General Performance	Closing the Gap	ESEA Grade	Accountability Indicator
2013	At-Risk	Below Average	TBD	TBD	I	N/A
2012	At-Risk	Below Average	N/A	N/A	N/A	N/A
2011	At-Risk	Below Average	N/A	N/A	N/A	CSI-DEL-AY

## ABSOLUTE RATINGS OF HIGH SCHOOLS WITH STUDENTS LIKE OURS\*

EXCELLENT	GOOD	AVERAGE	BELOW AVERAGE	AT-RISK
5	2	8	4	8

\* Ratings are calculated with data available by 11/07/2013. Schools with Students Like Ours are High Schools with Poverty Indices of no more than 5% above or below the index for this school.

## HIGH SCHOOL ASSESSMENT PROGRAM(HSAP) EXAM PASSAGE RATE(%): SECOND YEAR STUDENTS

	Our High School		High Schools with Students Like Ours	
	2012	2013	2012	2013
Passed 2 subtests (%)	15.4%	42.9%	62.2%	63.6%
Passed 1 subtest (%)	15.4%	35.7%	20.8%	19.9%
Passed no subtests (%)	69.2%	21.4%	27.3%	19.5%

## HSAP PASSAGE RATE (%) BY SPRING 2013

	Our High School	High Schools with Students Like Ours
Passage Rate	0.0%	75.0%

## ON-TIME GRADUATION RATE

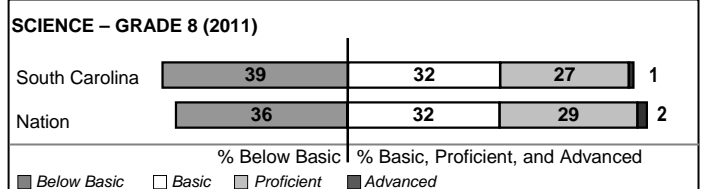


	Our High School	High Schools with Students Like Ours
Number of students	37	87
Number of Diplomas	1	61
Rate (%)	2.7%	62.7%

## END OF COURSE TESTS - 2013

% of students scoring 70 or above on:	Our High School	High Schools with Students Like Ours
Algebra 1/Math for the Technologies 2	18.8	56.0
English 1	16.7	48.9
Biology 1/Applied Biology 2	21.7	52.9
US History and the Constitution	5.3	31.3
All Tests	15.7	46.6

## NAEP PERFORMANCE\*

\* Performance reported for SC and nation, data not available at school level. Percentages at NAEP Achievement Levels.



## SC PERFORMANCE VISION

*By 2020 all students will graduate with the knowledge and skills necessary to compete successfully in the global economy, participate in a democratic society and contribute positively as members of families and communities.*

### Abbreviations Key

N/A Not Applicable N/AV Not Available N/C Not Collected N/R Not Reported I/S Insufficient Sample TBD To be determined

# Greg Mathis Charter High School [Charleston]

## SCHOOL PROFILE

	Our School	Change from Last Year	High Schools with Students Like Ours	Median High School
<b>Students (n=81)</b>				
Retention rate	13.3%	Up from 4.1%	4.0%	2.9%
Attendance rate	83.6%	Down from 84.4%	93.1%	95.1%
Served by gifted and talented program	1.3%	N/A	9.0%	17.5%
With disabilities	5.3%	N/A	15.5%	11.9%
Older than usual for grade	60.0%	N/A	11.8%	7.9%
Out-of-school suspensions or expulsions for violent and/or criminal offenses	2.5%	Down from 8.2%	2.5%	1.1%
Enrolled in AP/IB programs	0.0%	Down from 3.6%	7.1%	15.1%
Successful on AP/IB exams	N/A	N/A	44.5%	51.5%
Eligible for LIFE Scholarship	16.7%	Up from 0.0%	24.6%	30.6%
Annual dropout rate	15.1%	Down from 35.1%	1.6%	2.3%
Career/technology students in co-curricular organizations	N/A	N/A	N/A	N/A
Enrollment in career/technology courses	N/A	N/A	N/A	N/A
Career/technology students attaining technical skills	N/A	N/A	N/A	N/A
<b>Teachers (n=7)</b>				
Teachers with advanced degrees	71.4%	Up from 25.0%	59.6%	63.4%
Continuing contract teachers	28.6%	Down from 37.5%	69.0%	78.8%
Teachers returning from previous year	72.2%	No Change	76.8%	86.2%
Teacher attendance rate	95.1%	Down from 97.6%	95.3%	95.2%
Average teacher salary*	\$40,500	Up 21.3%	\$43,789	\$48,699
Classes not taught by highly qualified teachers	8.3%	Down from 44.7%	5.2%	2.5%
Professional development days/teacher	7.2 days	Down from 30.8 days	9.2 days	9.8 days
<b>School</b>				
Principal's years at school	3.0	Up from 2.0	3.0	3.0
Student-teacher ratio in core subjects	12.3 to 1	Down from 24.8 to 1	17.6 to 1	26.9 to 1
Prime instructional time	78.1%	Down from 81.4%	87.6%	89.0%
Dollars spent per pupil**	\$16,986	Up 73.7%	\$12,371	\$7,919
Percent of expenditures for teacher salaries**	17.0%	Down from 34.8%	54.0%	57.0%
Percent of expenditures for instruction**	36.0%	Down from 39.0%	59.0%	60.0%
Opportunities in the arts	Poor	No Change	Good	Excellent
SACS accreditation	No	No Change	Yes	Yes
Parents attending conferences	100.0%	Up from 89.1%	98.4%	97.7%
Character development program	Excellent	Up from Good	Good	Good
ESEA composite index score	N/A	N/A	52.1	77.4

\* Length of contract = 185+ days.

\*\* Prior year audited financial data available.

## REPORT OF PRINCIPAL AND SCHOOL IMPROVEMENT COUNCIL

Greg Mathis Charter High School provides a caring and challenging environment which provides growth opportunities for all students. Our school achieves this by providing the necessary learning environment required to enable our diverse learners to become competent, disciplined and responsible citizens. We seek to promote parent and community involvement as we are aware that our parents are our greatest advocates, and the community our greatest resource. Forging significant and lasting community relations is therefore a major goal of our staff and School Improvement Council. Our academic program is rigorous and seeks to educate the "whole" child by providing a foundation in critical thinking, problem solving and effective communication skills.

At Greg Mathis Charter High School, a school-wide enhancement program is implemented to target all students especially in the CORE subjects. This is done daily to prepare students for HSAP and EOC tests. Students with highest needs also receive tutorial assistance in the mornings and afternoons. Students receive computer assisted tutoring using Skillsbank, SRA and APEX programs.

A Saturday Enrichment Program was developed for all students who need tutorial assistance or opportunities to make up class work or projects missed due to absence. Teachers also attend these sessions to provide individualized assistance to students. Improvement in academic instruction is a major goal of our school, and as such, we embark upon targeted professional development as identified through observations and teacher feedback.

Our school serves a unique teen population comprised of many students who need a second chance at earning a high school diploma. Greg Mathis Charter High School remains committed to every child and will continue to serve all children with the high quality education they deserve.

Eleanor H. Hardy, Principal  
Chaplin, SIC Chair

Darrell

## EVALUATION RESULTS

	Teachers	Students*	Parents*
Number of surveys returned	8	16	7
Percent satisfied with learning environment	75%	68.8%	N/A
Percent satisfied with social and physical environment	87.5%	50.1%	N/A
Percent satisfied with school-home relations	37.5%	62.6%	N/A

\*Only eleventh grade students and their parents were included. For schools without grade eleven, only the highest grade was included.

Comprehensive detail, including definitions of ratings, performance criteria, and explanations of status, is available on [www.ed.sc.gov](http://www.ed.sc.gov) and [www.eoc.sc.gov](http://www.eoc.sc.gov) as well as school and school district websites.

Printed versions are available from school districts upon request.

### Abbreviations Key

N/A Not Applicable N/AV Not Available N/C Not Collected N/R Not Reported I/S Insufficient Sample TBD To be determined  
NI Newly Identified CSI Continuing School Improvement CA Corrective Action RP Plan to Restructure R Restructure DELAY School Improvement Status HOLD School Improvement Status