



# SC Annual School Report Card Summary

R. B. Stall High School  
 Charleston  
 Grades: 9-12 Enrollment: 1,039  
 Principal: Kim Wilson  
 Superintendent: Dr. Nancy J. McGinley  
 Board Chair: Mrs. Cindy Bohn Coats

## PERFORMANCE

Comprehensive detail, including definitions of ratings, performance criteria, and explanations of status, is available on [www.ed.sc.gov](http://www.ed.sc.gov) and [www.eoc.sc.gov](http://www.eoc.sc.gov) as well as school and school district websites. Printed versions are available from school districts upon request.

YEAR	ABSOLUTE RATING	GROWTH RATING	PALMETTO GOLD AND SILVER AWARD		ESEA/FEDERAL ACCOUNTABILITY RATING SYSTEM	
			General Performance	Closing the Gap	ESEA Grade	Accountability Indicator
2013	At-Risk	Below Average	TBD	TBD	F	Priority
2012	At-Risk	Excellent	N/A	N/A	F	Priority
2011	At-Risk	At-Risk	N/A	N/A	Not Met	R-AYP

## ABSOLUTE RATINGS OF HIGH SCHOOLS WITH STUDENTS LIKE OURS\*

EXCELLENT	GOOD	AVERAGE	BELOW AVERAGE	AT-RISK
7	5	14	5	6

\* Ratings are calculated with data available by 11/07/2013. Schools with Students Like Ours are High Schools with Poverty Indices of no more than 5% above or below the index for this school.

## HIGH SCHOOL ASSESSMENT PROGRAM(HSAP) EXAM PASSAGE RATE(%): SECOND YEAR STUDENTS

	Our High School		High Schools with Students Like Ours	
	2012	2013	2012	2013
Passed 2 subtests (%)	56.0%	57.8%	65.5%	68.6%
Passed 1 subtest (%)	25.0%	23.4%	18.8%	17.4%
Passed no subtests (%)	19.0%	18.9%	18.2%	17.1%

## HSAP PASSAGE RATE (%) BY SPRING 2013

	Our High School	High Schools with Students Like Ours
Passage Rate	82.7%	83.4%

## ON-TIME GRADUATION RATE




	Our High School	High Schools with Students Like Ours
Number of students	272	112
Number of Diplomas	154	82
Rate (%)	56.6%	67.5%

## END OF COURSE TESTS - 2013

% of students scoring 70 or above on:	Our High School	High Schools with Students Like Ours
Algebra 1/Math for the Technologies 2	68.1	63.5
English 1	64.2	52.1
Biology 1/Applied Biology 2	71.9	58.9
US History and the Constitution	42.1	34.9
All Tests	62.3	52.1

## NAEP PERFORMANCE\*

\* Performance reported for SC and nation, data not available at school level. Percentages at NAEP Achievement Levels.



## SC PERFORMANCE VISION

*By 2020 all students will graduate with the knowledge and skills necessary to compete successfully in the global economy, participate in a democratic society and contribute positively as members of families and communities.*

### Abbreviations Key

N/A Not Applicable N/AV Not Available N/C Not Collected N/R Not Reported I/S Insufficient Sample TBD To be determined

# R. B. Stall High School [Charleston]

## SCHOOL PROFILE

	Our School	Change from Last Year	High Schools with Students Like Ours	Median High School
<b>Students (n=1,039)</b>				
Retention rate	6.1%	Down from 12.6%	3.9%	2.9%
Attendance rate	91.5%	Up from 90.8%	93.3%	95.1%
Served by gifted and talented program	5.6%	N/A	10.1%	17.5%
With disabilities	15.6%	N/A	14.9%	11.9%
Older than usual for grade	17.4%	N/A	11.0%	7.9%
Out-of-school suspensions or expulsions for violent and/or criminal offenses	11.9%	Down from 13.2%	1.5%	1.1%
Enrolled in AP/IB programs	13.3%	Up from 9.4%	6.4%	15.1%
Successful on AP/IB exams	35.0%	Up from 17.0%	35.5%	51.5%
Eligible for LIFE Scholarship	21.7%	Up from 17.8%	27.0%	30.6%
Annual dropout rate	6.4%	Down from 10.2%	1.4%	2.3%
Career/technology students in co-curricular organizations	N/A	N/A	N/A	N/A
Enrollment in career/technology courses	N/A	N/A	N/A	N/A
Career/technology students attaining technical skills	N/A	N/A	N/A	N/A
<b>Teachers (n=87)</b>				
Teachers with advanced degrees	56.3%	Down from 56.5%	58.3%	63.4%
Continuing contract teachers	62.1%	Down from 67.1%	71.4%	78.8%
Teachers returning from previous year	77.3%	Down from 79.8%	79.2%	86.2%
Teacher attendance rate	95.7%	Down from 98.0%	95.5%	95.2%
Average teacher salary*	\$43,034	Up 1.7%	\$44,946	\$48,699
Classes not taught by highly qualified teachers	2.3%	Down from 2.7%	3.9%	2.5%
Professional development days/teacher	16.0 days	Down from 19.9 days	9.7 days	9.8 days
<b>School</b>				
Principal's years at school	3.0	Up from 2.0	3.0	3.0
Student-teacher ratio in core subjects	22.3 to 1	Down from 23.6 to 1	19.6 to 1	26.9 to 1
Prime instructional time	85.4%	Down from 88.1%	87.6%	89.0%
Dollars spent per pupil**	\$11,273	Up 16.5%	\$10,487	\$7,919
Percent of expenditures for teacher salaries**	46.0%	Down from 50.7%	54.0%	57.0%
Percent of expenditures for instruction**	54.0%	Up from 52.6%	59.0%	60.0%
Opportunities in the arts	Excellent	No Change	Good	Excellent
SACS accreditation	Yes	No Change	Yes	Yes
Parents attending conferences	76.6%	Down from 88.7%	98.4%	97.7%
Character development program	Excellent	No Change	Good	Good
ESEA composite index score	38.9	Up from 34.0	52.4	77.4

\* Length of contract = 185+ days.

\*\* Prior year audited financial data available.

## EVALUATION RESULTS

	Teachers	Students*	Parents*
Number of surveys returned	52	109	37
Percent satisfied with learning environment	86.5%	82.5%	86.5%
Percent satisfied with social and physical environment	98%	87.8%	68.5%
Percent satisfied with school-home relations	33.3%	84.9%	82%

\*Only eleventh grade students and their parents were included. For schools without grade eleven, only the highest grade was included.

Comprehensive detail, including definitions of ratings, performance criteria, and explanations of status, is available on [www.ed.sc.gov](http://www.ed.sc.gov) and [www.eoc.sc.gov](http://www.eoc.sc.gov) as well as school and school district websites.

Printed versions are available from school districts upon request.

## REPORT OF PRINCIPAL AND SCHOOL IMPROVEMENT COUNCIL

The programs and initiatives that were put in place two years ago have changed the culture of R.B. Stall from an At-Risk school to a school that is growing academically and challenging students to reach their potential. R.B. Stall is a special place that provides a safe and nurturing environment for students to develop their social, emotional and academic skills. The faculty and staff are committed to ensure that each student is provided the best public education to be found in Charleston County.

Capturing Kids' Hearts continues to be the cornerstone of our transformation to a high-performing school. All faculty and staff complete intensive training on developing positive teacher/student relationships leading to success in the classroom and in life. As a result, student disciplinary referrals have been reduced over 50%, and R.B. Stall achieved an EXCELLENT Growth Rating on the 2012 Annual School Report Card.

Smaller learning academies have served as a base to launch academic gains. The 9th grade Leadership Academy instills strong leadership qualities in students that lead to academic excellence and appropriate social interactions among their peers. The 10th grade Success Academy immerses students in ELA and Math skills needed to excel on the SC High School Exit Exam. The 11th and 12th grade College and Career Academy prepares students for the transition to post-secondary careers.

Academic improvement is reflected in increases in the graduation rate, End-of-Course Exam passage rate, Longitudinal HSAP passage rate, and increased number of students in honors and AP courses. Instructional strategies such as personalized learning, after school and Saturday extra help, literacy-based professional development for teachers, double dosing of ELA and Math courses for students, recognition for academic achievement, focus on data-driven decisions to enhance academic programs, a Latin program, one-to-one tutoring in reading and math, and team planning for teachers have all contributed to the academic growth.

Research shows that students engaged in Fine Arts and school activities are more likely to graduate; therefore, we offer over 80 clubs and organizations, an expanded Fine Arts program, athletic teams, leadership opportunities, and many academic extra-curricular activities.

R.B. Stall has been blessed with many business and community partnerships. We thank Boeing South Carolina, InterTech, Charleston Air Force Base, Key Logistics, Barling Bay, Canes, Mount Moriah Baptist Church, Charleston Southern University, Hillside Baptist Church, City of North Charleston, Burger King, Trident Technical College, The College of Charleston, the Church House of Ministries Christian Church, Communities in Schools, SPAWAR, and Chick-Fil-A.

Kim W. Wilson, Principal  
Watts, SIC President

Sylvia

### Abbreviations Key

N/A Not Applicable N/AV Not Available N/C Not Collected N/R Not Reported I/S Insufficient Sample TBD To be determined  
NI Newly Identified CSI Continuing School Improvement CA Corrective Action RP Plan to Restructure R Restructure DELAY School Improvement Status HOLD School Improvement Status