

# SC Annual School Report Card Summary

**Military Magnet Academy**  
**Charleston**  
**Grades: 6-12**      **Enrollment: 444**  
**Principal: Anderson W. Townsend**  
**Superintendent: Dr. Nancy J. McGinley**  
**Board Chair: Mrs. Cindy Bohn Coats**

## PERFORMANCE

Comprehensive detail, including definitions of ratings, performance criteria, and explanations of status, is available on [www.ed.sc.gov](http://www.ed.sc.gov) and [www.eoc.sc.gov](http://www.eoc.sc.gov) as well as school and school district websites. Printed versions are available from school districts upon request.

YEAR	ABSOLUTE RATING	GROWTH RATING	PALMETTO GOLD AND SILVER AWARD		ESEA/FEDERAL ACCOUNTABILITY RATING SYSTEM	
			General Performance	Closing the Gap	ESEA Grade	Accountability Indicator
2013	Excellent	Good	TBD	TBD	A	Reward
2012	Excellent	Excellent	Gold	Silver	A	Reward
2011	Excellent	Excellent	Gold	Gold	Not Met	N/A

## ABSOLUTE RATINGS OF HIGH SCHOOLS WITH STUDENTS LIKE OURS\*

EXCELLENT	GOOD	AVERAGE	BELOW AVERAGE	AT-RISK
7	6	14	5	7

\* Ratings are calculated with data available by 11/07/2013. Schools with Students Like Ours are High Schools with Poverty Indices of no more than 5% above or below the index for this school.

## HIGH SCHOOL ASSESSMENT PROGRAM(HSAP) EXAM PASSAGE RATE(%): SECOND YEAR STUDENTS

	Our High School		High Schools with Students Like Ours	
	2012	2013	2012	2013
Passed 2 subtests (%)	80.0%	91.2%	65.1%	68.5%
Passed 1 subtest (%)	13.3%	7.0%	18.7%	17.6%
Passed no subtests (%)	6.7%	1.8%	18.9%	16.8%

## HSAP PASSAGE RATE (%) BY SPRING 2013

	Our High School	High Schools with Students Like Ours
Passage Rate	95.2%	81.5%

## ON-TIME GRADUATION RATE

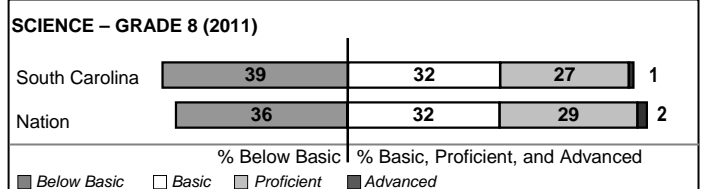


	Our High School	High Schools with Students Like Ours
Number of students	68	110
Number of Diplomas	60	79
Rate (%)	88.2%	65.8%

## END OF COURSE TESTS - 2013

% of students scoring 70 or above on:	Our High School	High Schools with Students Like Ours
Algebra 1/Math for the Technologies 2	91.4	62.3
English 1	76.9	51.3
Biology 1/Applied Biology 2	67.9	58.0
US History and the Constitution	54.1	34.8
All Tests	72.5	51.4

## NAEP PERFORMANCE\*

\* Performance reported for SC and nation, data not available at school level. Percentages at NAEP Achievement Levels.



## SC PERFORMANCE VISION

*By 2020 all students will graduate with the knowledge and skills necessary to compete successfully in the global economy, participate in a democratic society and contribute positively as members of families and communities.*

### Abbreviations Key

N/A Not Applicable N/AV Not Available N/C Not Collected N/R Not Reported I/S Insufficient Sample TBD To be determined

# Military Magnet Academy [Charleston]

## SCHOOL PROFILE

	Our School	Change from Last Year	High Schools with Students Like Ours	Median High School
<b>Students (n=444)</b>				
Retention rate	3.4%	Up from 3.3%	3.9%	2.9%
Attendance rate	95.7%	Down from 95.9%	93.3%	95.1%
Served by gifted and talented program	10.8%	N/A	8.3%	17.5%
With disabilities	3.4%	N/A	14.8%	11.9%
Older than usual for grade	4.8%	N/A	11.0%	7.9%
Out-of-school suspensions or expulsions for violent and/or criminal offenses	2.5%	Down from 3.0%	2.0%	1.1%
Enrolled in AP/IB programs	0.0%	Down from 9.7%	6.4%	15.1%
Successful on AP/IB exams	N/A	N/A	35.5%	51.5%
Eligible for LIFE Scholarship	31.6%	Up from 23.8%	26.3%	30.6%
Annual dropout rate	0.9%	Up from 0.8%	1.6%	2.3%
Career/technology students in co-curricular organizations	N/A	N/A	N/A	N/A
Enrollment in career/technology courses	N/A	N/A	N/A	N/A
Career/technology students attaining technical skills	N/A	N/A	N/A	N/A
<b>Teachers (n=33)</b>				
Teachers with advanced degrees	42.4%	Down from 45.7%	58.6%	63.4%
Continuing contract teachers	81.8%	Up from 68.6%	69.8%	78.8%
Teachers returning from previous year	86.5%	Up from 84.4%	79.2%	86.2%
Teacher attendance rate	96.7%	Down from 98.3%	95.3%	95.2%
Average teacher salary*	\$43,411	Down 0.6%	\$44,656	\$48,699
Classes not taught by highly qualified teachers	0.0%	Down from 5.2%	4.1%	2.5%
Professional development days/teacher	15.0 days	Up from 9.6 days	9.7 days	9.8 days
<b>School</b>				
Principal's years at school	11.0	No Change	3.0	3.0
Student-teacher ratio in core subjects	20.0 to 1	Down from 21.4 to 1	19.1 to 1	26.9 to 1
Prime instructional time	91.9%	Down from 94.1%	87.6%	89.0%
Dollars spent per pupil**	\$11,307	Up 7.6%	\$11,273	\$7,919
Percent of expenditures for teacher salaries**	51.0%	Up from 50.7%	54.0%	57.0%
Percent of expenditures for instruction**	53.0%	Up from 52.9%	58.0%	60.0%
Opportunities in the arts	Good	No Change	Good	Excellent
SACS accreditation	Yes	No Change	Yes	Yes
Parents attending conferences	100.0%	Up from 78.9%	98.4%	97.7%
Character development program	Excellent	No Change	Good	Good
ESEA composite index score	95.2	Up from 92.0	52.3	77.4

\* Length of contract = 185+ days.

\*\* Prior year audited financial data available.

## REPORT OF PRINCIPAL AND SCHOOL IMPROVEMENT COUNCIL

The Military Magnet Academy is a caring school where all cadets are challenged to learn every day. The Military Magnet Academy prepares students to become competent, disciplined, and responsible citizens by providing the necessary learning environment. The Military Magnet Academy is committed to student academics, extracurricular activities, and parent and community involvement. The academic program develops the "whole person" by providing a foundation for success in today's world of high technology.

At the Military Magnet Academy, a school-wide remediation program is implemented to target all students. Students with the highest needs also receive computer-assisted tutoring using Voyager, Academy of Reading/Math, and Study Island software. An after school homework center and tutorial program are made available to all cadets for two hours after school on Monday, Tuesday, Wednesday, Thursday, and four hours on Saturday mornings.

A Saturday tutorial program developed for all cadets and parents enhances parental involvement. A PASS night for parents is offered once quarterly to share PASS study tips and test-taking techniques. All cadets are required to participate in the twenty-five book campaign and Independent Reading programs. Awards are provided to students who received points for completing reading assignments. Teachers differentiate instruction, use cooperative learning with heterogeneous grouping in the classrooms to develop teamwork and enhance student achievement. The military tactical officers conduct instructional training to reinforce academic and basic military skills taught in the classrooms. Quarterly benchmark tests are given to assess student progress.

An attempt to improve the delivery of academic instruction is accomplished by providing teachers with training on the coherent curriculum, cooperative learning, curriculum alignment, and standards implementation. Quality initiatives for teacher training are supported as teachers are encouraged to attend workshops and conferences. MMA is accredited by the Southern Association of Colleges and Schools.

Anderson W. Townsend, Principal  
Mizell, SIC Chairperson

Etheline

## EVALUATION RESULTS

	Teachers	Students*	Parents*
Number of surveys returned	N/A	32	16
Percent satisfied with learning environment	N/A	56.3%	93.8%
Percent satisfied with social and physical environment	N/A	50%	81.3%
Percent satisfied with school-home relations	N/A	75.1%	73.3%

\*Only eleventh grade students and their parents were included. For schools without grade eleven, only the highest grade was included.

Comprehensive detail, including definitions of ratings, performance criteria, and explanations of status, is available on [www.ed.sc.gov](http://www.ed.sc.gov) and [www.eoc.sc.gov](http://www.eoc.sc.gov) as well as school and school district websites.

Printed versions are available from school districts upon request.

### Abbreviations Key

N/A Not Applicable N/AV Not Available N/C Not Collected N/R Not Reported I/S Insufficient Sample TBD To be determined

NI Newly Identified CSI Continuing School Improvement CA Corrective Action RP Plan to Restructure R Restructure DELAY School Improvement Status HOLD School Improvement Status