

# SC Annual School Report Card Summary

Whale Branch Early College High School  
 Beaufort County  
 Grades: 9-12 Enrollment: 493  
 Principal: Priscilla Drake  
 Superintendent: Dr. Jackie Rosswurm  
 Board Chair: Bill Evans

## PERFORMANCE

Comprehensive detail, including definitions of ratings, performance criteria, and explanations of status, is available on [www.ed.sc.gov](http://www.ed.sc.gov) and [www.eoc.sc.gov](http://www.eoc.sc.gov) as well as school and school district websites. Printed versions are available from school districts upon request.

YEAR	ABSOLUTE RATING	GROWTH RATING	PALMETTO GOLD AND SILVER AWARD		ESEA/FEDERAL ACCOUNTABILITY RATING SYSTEM	
			General Performance	Closing the Gap	ESEA Grade	Accountability Indicator
2013	Average	N/A	TBD	TBD	I	N/A
2012	N/A	N/A	N/A	N/A	D	N/A
2011	N/A	N/A	N/A	N/A	Not Met	N/A

## ABSOLUTE RATINGS OF HIGH SCHOOLS WITH STUDENTS LIKE OURS\*

EXCELLENT	GOOD	AVERAGE	BELOW AVERAGE	AT-RISK
7	7	17	1	0

\* Ratings are calculated with data available by 11/07/2013. Schools with Students Like Ours are High Schools with Poverty Indices of no more than 5% above or below the index for this school.

## HIGH SCHOOL ASSESSMENT PROGRAM(HSAP) EXAM PASSAGE RATE(%): SECOND YEAR STUDENTS

	Our High School		High Schools with Students Like Ours	
	2012	2013	2012	2013
Passed 2 subtests (%)	79.7%	75.4%	70.6%	71.9%
Passed 1 subtest (%)	11.0%	16.4%	16.3%	16.3%
Passed no subtests (%)	9.3%	8.2%	13.1%	12.5%

## HSAP PASSAGE RATE (%) BY SPRING 2013

	Our High School	High Schools with Students Like Ours
Passage Rate	88.9%	89.2%

## ON-TIME GRADUATION RATE

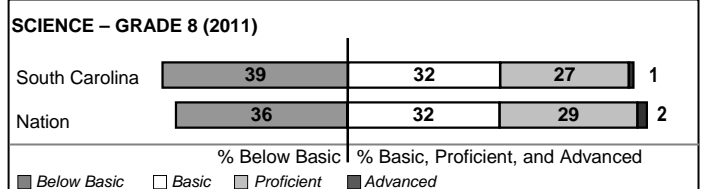


	Our High School	High Schools with Students Like Ours
Number of students	120	170
Number of Diplomas	89	128
Rate (%)	74.2%	74.4%

## END OF COURSE TESTS - 2013

% of students scoring 70 or above on:	Our High School	High Schools with Students Like Ours
Algebra 1/Math for the Technologies 2	60.7	68.0
English 1	60.8	60.5
Biology 1/Applied Biology 2	61.9	69.0
US History and the Constitution	26.8	41.6
All Tests	53.5	57.3

## NAEP PERFORMANCE\*

\* Performance reported for SC and nation, data not available at school level. Percentages at NAEP Achievement Levels.



## SC PERFORMANCE VISION

*By 2020 all students will graduate with the knowledge and skills necessary to compete successfully in the global economy, participate in a democratic society and contribute positively as members of families and communities.*

### Abbreviations Key

N/A Not Applicable N/AV Not Available N/C Not Collected N/R Not Reported I/S Insufficient Sample TBD To be determined

# Whale Branch Early College High School [Beaufort

## SCHOOL PROFILE

	Our School	Change from Last Year	High Schools with Students Like Ours	Median High School
<b>Students (n=493)</b>				
Retention rate	0.6%	Down from 2.0%	3.2%	2.9%
Attendance rate	96.6%	Down from 96.7%	94.9%	95.1%
Served by gifted and talented program	10.5%	N/A	13.7%	17.5%
With disabilities	10.3%	N/A	13.8%	11.9%
Older than usual for grade	6.8%	N/A	9.9%	7.9%
Out-of-school suspensions or expulsions for violent and/or criminal offenses	6.9%	Up from 0.2%	1.5%	1.1%
Enrolled in AP/IB programs	0.0%	No Change	7.6%	15.1%
Successful on AP/IB exams	N/A	N/A	36.0%	51.5%
Eligible for LIFE Scholarship	31.0%	Up from 0.0%	30.1%	30.6%
Annual dropout rate	2.6%	Up from 1.4%	2.6%	2.3%
Career/technology students in co-curricular organizations	N/A	N/A	N/A	N/A
Enrollment in career/technology courses	N/A	N/A	N/A	N/A
Career/technology students attaining technical skills	N/A	N/A	N/A	N/A
<b>Teachers (n=32)</b>				
Teachers with advanced degrees	62.5%	Up from 61.3%	60.3%	63.4%
Continuing contract teachers	46.9%	Up from 38.7%	74.2%	78.8%
Teachers returning from previous year	N/A	N/A	82.8%	86.2%
Teacher attendance rate	95.2%	Up from 95.0%	94.9%	95.2%
Average teacher salary*	\$48,928	Up 9.6%	\$48,090	\$48,699
Classes not taught by highly qualified teachers	15.9%	Up from 10.8%	2.1%	2.5%
Professional development days/teacher	10.1 days	Down from 14.8 days	11.1 days	9.8 days
<b>School</b>				
Principal's years at school	3.0	Up from 2.0	4.0	3.0
Student-teacher ratio in core subjects	28.1 to 1	Down from 30.3 to 1	23.1 to 1	26.9 to 1
Prime instructional time	89.1%	Down from 89.4%	88.1%	89.0%
Dollars spent per pupil**	\$8,688	Down 7.6%	\$8,998	\$7,919
Percent of expenditures for teacher salaries**	50.0%	Up from 41.3%	53.0%	57.0%
Percent of expenditures for instruction**	54.0%	Up from 47.7%	56.0%	60.0%
Opportunities in the arts	Good	No Change	Good	Excellent
SACS accreditation	Yes	No Change	Yes	Yes
Parents attending conferences	98.5%	Down from 100.0%	98.5%	97.7%
Character development program	Average	Down from Good	Good	Good
ESEA composite index score	N/A	N/A	67.7	77.4

\* Length of contract = 185+ days.

\*\* Prior year audited financial data available.

## REPORT OF PRINCIPAL AND SCHOOL IMPROVEMENT COUNCIL

Whale Branch Early College High School has completed another successful year with many accomplishments. Once again, we had students who graduated from the Technical College of the Lowcountry; two graduating with double associate degrees and others with diplomas and certificates in various areas of study. Eighty- three percent of our seniors last year graduated with college acceptance letters or contracts to join the military and 87% graduated this spring ready to go into college or the military.

We are proud of the graduation rate of our first graduating class. It was one of the highest in our district. We expect that trend to continue. Our students showed significant growth on their HSAP results.

Whale Branch Early College High School also has students who will be attending college on full academic and athletic scholarships.

Our students not only proved their ability to be successful academically but athletically as well. We had a student wrestler who was the Heavy Weight State Wrestling Champion, Girls and Boys Basketball teams were Region champions, Boys Basketball team was Lower-State champions and State Runner-up, Boys and Girls Track and Field were Region Champions, and 4/800 – Gold Medal – State Championship. There were a number of students who were selected for All State and Region Player of the Year. Coaches of the Year and Athletic Director of the Year are among other achievements by members of our Warrior family. We are proud of the accomplishments of our Warrior family.

Whale Branch Early College High School is a unique and wonderful place to learn. A place where students study, achieve, and grow into responsible and productive adults. This is all done through the collaboration of parents, teachers, students and community working together as a team as we strive towards excellence.

Priscilla Drake, Principal  
Sonya Wilson, SIC President

## EVALUATION RESULTS

	Teachers	Students*	Parents*
Number of surveys returned	26	82	12
Percent satisfied with learning environment	80.8%	71.9%	66.6%
Percent satisfied with social and physical environment	96.3%	77.6%	92.3%
Percent satisfied with school-home relations	74%	92.6%	61.6%

\*Only eleventh grade students and their parents were included. For schools without grade eleven, only the highest grade was included.

Comprehensive detail, including definitions of ratings, performance criteria, and explanations of status, is available on [www.ed.sc.gov](http://www.ed.sc.gov) and [www.eoc.sc.gov](http://www.eoc.sc.gov) as well as school and school district websites.

Printed versions are available from school districts upon request.

### Abbreviations Key

N/A Not Applicable N/AV Not Available N/C Not Collected N/R Not Reported I/S Insufficient Sample TBD To be determined  
NI Newly Identified CSI Continuing School Improvement CA Corrective Action RP Plan to Restructure R Restructure DELAY School Improvement Status HOLD School Improvement Status