



SC Annual School Report Card Summary

Westside High School
 Anderson 5
 Grades: 9-12 Enrollment: 1,675
 Principal: Henry D. Adair
 Superintendent: Betty Bagley
 Board Chair: Rick Bradshaw

PERFORMANCE

Comprehensive detail, including definitions of ratings, performance criteria, and explanations of status, is available on www.ed.sc.gov and www.eoc.sc.gov as well as school and school district websites. Printed versions are available from school districts upon request.

YEAR	ABSOLUTE RATING	GROWTH RATING	PALMETTO GOLD AND SILVER AWARD		ESEA/FEDERAL ACCOUNTABILITY RATING SYSTEM	
			General Performance	Closing the Gap	ESEA Grade	Accountability Indicator
2013	Good	Below Average	TBD	TBD	F	N/A
2012	Good	Excellent	Gold	N/A	D	N/A
2011	Average	At-Risk	N/A	N/A	Not Met	N/A

ABSOLUTE RATINGS OF HIGH SCHOOLS WITH STUDENTS LIKE OURS*

EXCELLENT	GOOD	AVERAGE	BELOW AVERAGE	AT-RISK
17	13	10	0	2

* Ratings are calculated with data available by 11/07/2013. Schools with Students Like Ours are High Schools with Poverty Indices of no more than 5% above or below the index for this school.

HIGH SCHOOL ASSESSMENT PROGRAM(HSAP) EXAM PASSAGE RATE(%): SECOND YEAR STUDENTS

	Our High School		High Schools with Students Like Ours	
	2012	2013	2012	2013
Passed 2 subtests (%)	72.1%	74.5%	75.8%	77.8%
Passed 1 subtest (%)	17.3%	15.1%	14.7%	13.6%
Passed no subtests (%)	10.6%	10.4%	11.7%	9.3%

HSAP PASSAGE RATE (%) BY SPRING 2013

	Our High School	High Schools with Students Like Ours
Passage Rate	92.1%	90.7%

ON-TIME GRADUATION RATE




	Our High School	High Schools with Students Like Ours
Number of students	399	236
Number of Diplomas	292	169
Rate (%)	73.2%	74.2%

END OF COURSE TESTS - 2013

% of students scoring 70 or above on:	Our High School	High Schools with Students Like Ours
Algebra 1/Math for the Technologies 2	70.1	73.4
English 1	61.7	66.9
Biology 1/Applied Biology 2	74.9	74.0
US History and the Constitution	57.6	49.2
All Tests	66.2	63.6

NAEP PERFORMANCE*

* Performance reported for SC and nation, data not available at school level. Percentages at NAEP Achievement Levels.



SC PERFORMANCE VISION

By 2020 all students will graduate with the knowledge and skills necessary to compete successfully in the global economy, participate in a democratic society and contribute positively as members of families and communities.

Abbreviations Key

N/A Not Applicable N/AV Not Available N/C Not Collected N/R Not Reported I/S Insufficient Sample TBD To be determined

Westside High School [Anderson 5]

SCHOOL PROFILE

	Our School	Change from Last Year	High Schools with Students Like Ours	Median High School
Students (n=1,675)				
Retention rate	3.6%	No Change	3.4%	2.9%
Attendance rate	93.1%	Down from 93.9%	95.6%	95.1%
Served by gifted and talented program	14.9%	N/A	15.8%	17.5%
With disabilities	16.2%	N/A	12.7%	11.9%
Older than usual for grade	9.9%	N/A	9.0%	7.9%
Out-of-school suspensions or expulsions for violent and/or criminal offenses	1.6%	Up from 0.7%	0.9%	1.1%
Enrolled in AP/IB programs	6.7%	Down from 8.7%	10.5%	15.1%
Successful on AP/IB exams	71.0%	Up from 63.7%	48.7%	51.5%
Eligible for LIFE Scholarship	27.5%	Down from 32.7%	31.7%	30.6%
Annual dropout rate	4.2%	Up from 2.5%	2.5%	2.3%
Career/technology students in co-curricular organizations	N/A	N/A	N/A	N/A
Enrollment in career/technology courses	N/A	N/A	N/A	N/A
Career/technology students attaining technical skills	N/A	N/A	N/A	N/A
Teachers (n=91)				
Teachers with advanced degrees	50.5%	Down from 53.0%	62.6%	63.4%
Continuing contract teachers	72.5%	Down from 81.0%	80.7%	78.8%
Teachers returning from previous year	81.3%	Down from 87.4%	86.2%	86.2%
Teacher attendance rate	96.1%	N/R	95.3%	95.2%
Average teacher salary*	\$46,436	Down 0.9%	\$48,912	\$48,699
Classes not taught by highly qualified teachers	2.0%	No Change	3.4%	2.5%
Professional development days/teacher	12.0 days	Down from 18.0 days	9.7 days	9.8 days
School				
Principal's years at school	30.0	Up from 29.0	2.5	3.0
Student-teacher ratio in core subjects	29.4 to 1	Down from 32.3 to 1	27.0 to 1	26.9 to 1
Prime instructional time	88.4%	N/R	89.2%	89.0%
Dollars spent per pupil**	\$5,263	Down 5.1%	\$8,021	\$7,919
Percent of expenditures for teacher salaries**	60.0%	Down from 60.9%	57.0%	57.0%
Percent of expenditures for instruction**	61.0%	Down from 61.8%	59.0%	60.0%
Opportunities in the arts	Good	No Change	Good	Excellent
SACS accreditation	Yes	No Change	Yes	Yes
Parents attending conferences	100.0%	Up from 95.3%	98.1%	97.7%
Character development program	Good	No Change	Good	Good
ESEA composite index score	58.0	Down from 66.9	68.4	77.4

* Length of contract = 185+ days.

** Prior year audited financial data available.

REPORT OF PRINCIPAL AND SCHOOL IMPROVEMENT COUNCIL

Westside High School, An Early College Academy, is embodied by our Mission Statement which is to educate all students with the knowledge and skills to be lifelong learners, to provide opportunities that ensure students are college and career-ready, and to produce graduates who contribute positively to an ever-changing global society. Westside High School, an Early College Academy, is located in Anderson, SC, consists of approximately 1630 students.

We provide our students with educational opportunities through a vast array of programs that include rigorous academics, competitive athletics, and excellent visual and performing arts. The faculty, facilities, and programs on our campus are funded through a variety of sources that support our school's purpose and direction. Our Ninth Grade Academy, housed in a separate building with its own director, has shown promising results in reducing ninth grade retentions and increasing attendance rates by providing support and direction for freshmen students in a smaller learning community. We have an established AVID program and our school is working toward becoming a national demonstration school. AVID offers students in the academic middle, many of whom will be first-generation college students, the opportunity to engage in a rigorous high school curriculum with support.

Westside has 125 staff members - 103 are certified teachers directly involved with students in classrooms. Fifty-nine percent hold advanced degrees and 7% are National Board Certified Teachers. One hundred percent of our teachers have been exposed to AVID through school- and district-based professional development, and 40% have attended national AVID training. Our curriculum offers Advanced Placement courses in English Literature and Language, US History, World History, Psychology, Calculus, Macroeconomics, Human Geography, Government, and Biology. As an Early College Academy, many of our seniors are graduating with college credit hours. Of the 288 seniors receiving a diploma, 86 were honor graduates and 9 Palmetto Fellows. The seniors were awarded \$11,661,024 in scholarships. Westside High School received the Palmetto Gold Award for outstanding student academic performance for 2012-2013. The faculty and staff of Westside High School, An Early College Academy, appreciate cultural diversity, unite in support of democracy and believe all students can experience success.

Henry Adair, Principal □ Paul Hilderbrand, School Improvement Chair

EVALUATION RESULTS

	Teachers	Students*	Parents*
Number of surveys returned	90	243	109
Percent satisfied with learning environment	81.1%	66.6%	79.8%
Percent satisfied with social and physical environment	83.3%	80.3%	64.5%
Percent satisfied with school-home relations	68.9%	88.4%	77.6%

*Only eleventh grade students and their parents were included. For schools without grade eleven, only the highest grade was included.

Comprehensive detail, including definitions of ratings, performance criteria, and explanations of status, is available on www.ed.sc.gov and www.eoc.sc.gov as well as school and school district websites.

Printed versions are available from school districts upon request.

Abbreviations Key

N/A Not Applicable N/AV Not Available N/C Not Collected N/R Not Reported I/S Insufficient Sample TBD To be determined
NI Newly Identified CSI Continuing School Improvement CA Corrective Action RP Plan to Restructure R Restructure DELAY School Improvement Status HOLD School Improvement Status