

SC Annual School Report Card Summary

Pendleton High School
 Anderson 4
 Grades: 9-12 Enrollment: 850
 Principal: Brian Couch
 Superintendent: Lee M. D'Andrea, PhD
 Board Chair: Bud Durham

PERFORMANCE

Comprehensive detail, including definitions of ratings, performance criteria, and explanations of status, is available on www.ed.sc.gov and www.eoc.sc.gov as well as school and school district websites. Printed versions are available from school districts upon request.

YEAR	ABSOLUTE RATING	GROWTH RATING	PALMETTO GOLD AND SILVER AWARD		ESEA/FEDERAL ACCOUNTABILITY RATING SYSTEM	
			General Performance	Closing the Gap	ESEA Grade	Accountability Indicator
2013	Excellent	Good	TBD	TBD	B	N/A
2012	Excellent	Excellent	Gold	N/A	B	N/A
2011	Excellent	Below Average	N/A	N/A	Not Met	N/A

ABSOLUTE RATINGS OF HIGH SCHOOLS WITH STUDENTS LIKE OURS*

EXCELLENT	GOOD	AVERAGE	BELOW AVERAGE	AT-RISK
28	6	0	0	2

* Ratings are calculated with data available by 11/07/2013. Schools with Students Like Ours are High Schools with Poverty Indices of no more than 5% above or below the index for this school.

HIGH SCHOOL ASSESSMENT PROGRAM (HSAP) EXAM PASSAGE RATE (%): SECOND YEAR STUDENTS

	Our High School		High Schools with Students Like Ours	
	2012	2013	2012	2013
Passed 2 subtests (%)	83.7%	91.2%	84.5%	85.1%
Passed 1 subtest (%)	12.4%	7.4%	9.8%	9.9%
Passed no subtests (%)	4.0%	1.4%	6.5%	5.4%

HSAP PASSAGE RATE (%) BY SPRING 2013

	Our High School	High Schools with Students Like Ours
Passage Rate	92.8%	92.5%

ON-TIME GRADUATION RATE

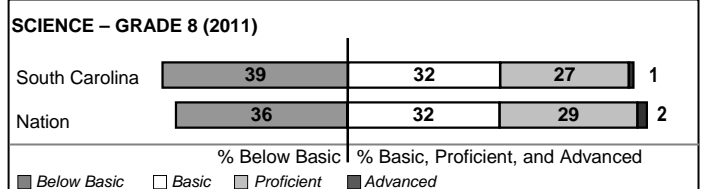


	Our High School	High Schools with Students Like Ours
Number of students	232	337
Number of Diplomas	189	260
Rate (%)	81.5%	78.0%

END OF COURSE TESTS - 2013

% of students scoring 70 or above on:	Our High School	High Schools with Students Like Ours
Algebra 1/Math for the Technologies 2	80.5	79.9
English 1	67.2	76.6
Biology 1/Applied Biology 2	77.6	81.5
US History and the Constitution	64.3	65.4
All Tests	72.2	75.6

NAEP PERFORMANCE*

* Performance reported for SC and nation, data not available at school level. Percentages at NAEP Achievement Levels.



SC PERFORMANCE VISION

By 2020 all students will graduate with the knowledge and skills necessary to compete successfully in the global economy, participate in a democratic society and contribute positively as members of families and communities.

Abbreviations Key

N/A Not Applicable N/AV Not Available N/C Not Collected N/R Not Reported I/S Insufficient Sample TBD To be determined

Pendleton High School [Anderson 4]

SCHOOL PROFILE

	Our School	Change from Last Year	High Schools with Students Like Ours	Median High School
Students (n=850)				
Retention rate	2.6%	Down from 2.8%	2.2%	2.9%
Attendance rate	93.5%	Up from 93.3%	94.9%	95.1%
Served by gifted and talented program	23.4%	N/A	20.4%	17.5%
With disabilities	13.4%	N/A	10.9%	11.9%
Older than usual for grade	8.1%	N/A	6.3%	7.9%
Out-of-school suspensions or expulsions for violent and/or criminal offenses	1.5%	Down from 1.6%	1.2%	1.1%
Enrolled in AP/IB programs	22.2%	Down from 26.5%	20.9%	15.1%
Successful on AP/IB exams	32.0%	Down from 41.0%	53.9%	51.5%
Eligible for LIFE Scholarship	58.2%	Down from 60.6%	32.2%	30.6%
Annual dropout rate	2.9%	Down from 4.0%	2.6%	2.3%
Career/technology students in co-curricular organizations	N/A	N/A	N/A	N/A
Enrollment in career/technology courses	N/A	N/A	N/A	N/A
Career/technology students attaining technical skills	N/A	N/A	N/A	N/A
Teachers (n=59)				
Teachers with advanced degrees	54.2%	Up from 53.4%	65.3%	63.4%
Continuing contract teachers	79.7%	Down from 91.4%	83.2%	78.8%
Teachers returning from previous year	86.5%	Up from 85.3%	87.7%	86.2%
Teacher attendance rate	94.6%	Down from 95.9%	94.6%	95.2%
Average teacher salary*	\$50,966	Up 1.4%	\$50,381	\$48,699
Classes not taught by highly qualified teachers	0.0%	No Change	1.4%	2.5%
Professional development days/teacher	11.5 days	Down from 13.9 days	11.9 days	9.8 days
School				
Principal's years at school	1.0	Down from 3.0	4.0	3.0
Student-teacher ratio in core subjects	27.3 to 1	Down from 29.6 to 1	28.2 to 1	26.9 to 1
Prime instructional time	87.0%	Down from 87.1%	88.2%	89.0%
Dollars spent per pupil**	\$8,914	Down 4.2%	\$7,016	\$7,919
Percent of expenditures for teacher salaries**	61.0%	Up from 56.6%	59.0%	57.0%
Percent of expenditures for instruction**	64.0%	Up from 59.6%	62.0%	60.0%
Opportunities in the arts	Good	No Change	Excellent	Excellent
SACS accreditation	Yes	No Change	Yes	Yes
Parents attending conferences	100.0%	Up from 98.7%	96.5%	97.7%
Character development program	Excellent	No Change	Good	Good
ESEA composite index score	83.7	Down from 88.5	83.2	77.4

* Length of contract = 185+ days.

** Prior year audited financial data available.

EVALUATION RESULTS

	Teachers	Students*	Parents*
Number of surveys returned	64	162	71
Percent satisfied with learning environment	92.2%	66.1%	84.5%
Percent satisfied with social and physical environment	96.9%	76.1%	81.7%
Percent satisfied with school-home relations	82.8%	85.1%	82.9%

*Only eleventh grade students and their parents were included. For schools without grade eleven, only the highest grade was included.

Comprehensive detail, including definitions of ratings, performance criteria, and explanations of status, is available on www.ed.sc.gov and www.eoc.sc.gov as well as school and school district websites.

Printed versions are available from school districts upon request.

REPORT OF PRINCIPAL AND SCHOOL IMPROVEMENT COUNCIL

Pendleton High School has many highlights to share from the 2012-2013 school year. Efforts by our students, parents, School Improvement Council (SIC), faculty, and staff continue to produce high quality educational program for our students. Pendleton High School continues to work to be a data driven school with the continuous focus being on student achievement.

The class of 2013 consisted of 188 graduates. Six graduates qualified for the prestigious Palmetto Fellows Scholarship and 110 qualified for Life Scholarships. The class was awarded a total of \$3,946,603 in total scholarship dollars.

We are proud that our students continue to be academically successful. We strongly encourage rigor in our classes, and as a result, our students outperform other high school students across the state on the ACT and the SAT. Enrollment in our AP programs continues to rise, and our students earned a record 126 dual credit courses this past year from Tri-County Technical College and Anderson University. We expanded our industry certifications in our Career and Technology classes to include C.N.A. By taking college level courses and CTE courses, our students are better prepared for their post-secondary plans.

We also strive for success in our athletic and co-curricular programs. The Pendleton High JROTC earned the school's first ever Distinguished Unit with Merit Award. The Pride of Pendleton Marching Band finished in the top four in the state for the 14th consecutive year. Our boys' cross country team won the AA State Championship last fall. HOSA will send five of its members to the national competition this summer, and our FFA success continued with multiple state championships and more national competitors. The PHS singers performed at Carnegie Hall at the Choirs of America Showcase.

We envision our school as a place where: the student is the focus; students have an innovative, progressive, and student- focused experience; ethics, values, respect, and hard work are modeled; high standards are established and attained in a nurturing environment; care is the focus, curriculum is mastered, and diversity is embraced; the faculty will do whatever it takes within ethical limits to help our students; challenges are embraced and change is inevitable; the faculty never gives up on a student; students are prepared to be globally competitive in an ever changing, information-minded world; students are embraced where they are and inspired towards self-improvement; and students feel welcomed and nourished academically, emotionally, and culturally.

We have much to be thankful for and proud of as a PHS Bulldog! Let's have another great year in 2013-14!

Shelby Duncan, SIC Chair
 Brian Couch, Principal

Abbreviations Key

N/A Not Applicable N/AV Not Available N/C Not Collected N/R Not Reported I/S Insufficient Sample TBD To be determined

NI Newly Identified CSI Continuing School Improvement CA Corrective Action RP Plan to Restructure R Restructure DELAY School Improvement Status HOLD School Improvement Status