



SC Annual School Report Card Summary

Silver Bluff High School
 Aiken County
 Grades: 9-12 Enrollment: 661
 Principal: Collette Johnson
 Superintendent: Dr. Elizabeth Everitt
 Board Chair: Mrs. Rosemary B. English

PERFORMANCE

Comprehensive detail, including definitions of ratings, performance criteria, and explanations of status, is available on www.ed.sc.gov and www.eoc.sc.gov as well as school and school district websites. Printed versions are available from school districts upon request.

YEAR	ABSOLUTE RATING	GROWTH RATING	PALMETTO GOLD AND SILVER AWARD		ESEA/FEDERAL ACCOUNTABILITY RATING SYSTEM	
			General Performance	Closing the Gap	ESEA Grade	Accountability Indicator
2013	Excellent	Excellent	TBD	TBD	B	N/A
2012	Good	Below Average	N/A	N/A	C	N/A
2011	Good	Average	N/A	Silver	Not Met	N/A

ABSOLUTE RATINGS OF HIGH SCHOOLS WITH STUDENTS LIKE OURS*

EXCELLENT	GOOD	AVERAGE	BELOW AVERAGE	AT-RISK
14	13	10	0	2

* Ratings are calculated with data available by 11/07/2013. Schools with Students Like Ours are High Schools with Poverty Indices of no more than 5% above or below the index for this school.

HIGH SCHOOL ASSESSMENT PROGRAM(HSAP) EXAM PASSAGE RATE(%): SECOND YEAR STUDENTS

	Our High School		High Schools with Students Like Ours	
	2012	2013	2012	2013
Passed 2 subtests (%)	78.5%	89.6%	76.1%	77.8%
Passed 1 subtest (%)	12.7%	6.5%	14.4%	13.8%
Passed no subtests (%)	8.9%	3.9%	11.7%	9.3%

HSAP PASSAGE RATE (%) BY SPRING 2013

	Our High School	High Schools with Students Like Ours
Passage Rate	90.7%	90.3%

ON-TIME GRADUATION RATE




	Our High School	High Schools with Students Like Ours
Number of students	189	227
Number of Diplomas	138	161
Rate (%)	73.0%	73.9%

END OF COURSE TESTS - 2013

% of students scoring 70 or above on:	Our High School	High Schools with Students Like Ours
Algebra 1/Math for the Technologies 2	87.1	73.6
English 1	77.7	66.5
Biology 1/Applied Biology 2	86.1	73.3
US History and the Constitution	54.6	48.4
All Tests	76.4	63.2

NAEP PERFORMANCE*

* Performance reported for SC and nation, data not available at school level. Percentages at NAEP Achievement Levels.



SC PERFORMANCE VISION

By 2020 all students will graduate with the knowledge and skills necessary to compete successfully in the global economy, participate in a democratic society and contribute positively as members of families and communities.

Abbreviations Key

N/A Not Applicable N/AV Not Available N/C Not Collected N/R Not Reported I/S Insufficient Sample TBD To be determined

Silver Bluff High School [Aiken County]

SCHOOL PROFILE

	Our School	Change from Last Year	High Schools with Students Like Ours	Median High School
Students (n=661)				
Retention rate	3.1%	Down from 3.7%	3.5%	2.9%
Attendance rate	95.6%	Up from 95.5%	95.6%	95.1%
Served by gifted and talented program	20.5%	N/A	15.8%	17.5%
With disabilities	9.1%	N/A	12.3%	11.9%
Older than usual for grade	11.7%	N/A	9.3%	7.9%
Out-of-school suspensions or expulsions for violent and/or criminal offenses	5.4%	Up from 0.4%	1.0%	1.1%
Enrolled in AP/IB programs	17.5%	Down from 26.0%	8.3%	15.1%
Successful on AP/IB exams	39.0%	Down from 39.8%	47.0%	51.5%
Eligible for LIFE Scholarship	29.7%	Down from 56.3%	32.2%	30.6%
Annual dropout rate	4.3%	Up from 2.8%	2.6%	2.3%
Career/technology students in co-curricular organizations	N/A	N/A	N/A	N/A
Enrollment in career/technology courses	N/A	N/A	N/A	N/A
Career/technology students attaining technical skills	N/A	N/A	N/A	N/A
Teachers (n=40)				
Teachers with advanced degrees	60.0%	Down from 60.5%	61.5%	63.4%
Continuing contract teachers	77.5%	Up from 76.7%	80.3%	78.8%
Teachers returning from previous year	87.4%	Up from 85.0%	85.3%	86.2%
Teacher attendance rate	95.7%	Down from 96.1%	95.3%	95.2%
Average teacher salary*	\$49,014	Up 4.3%	\$48,402	\$48,699
Classes not taught by highly qualified teachers	5.6%	Up from 5.4%	3.3%	2.5%
Professional development days/teacher	7.6 days	Up from 7.4 days	9.6 days	9.8 days
School				
Principal's years at school	1.0	Down from 2.0	2.5	3.0
Student-teacher ratio in core subjects	27.0 to 1	Down from 29.7 to 1	26.9 to 1	26.9 to 1
Prime instructional time	90.5%	Up from 90.4%	89.3%	89.0%
Dollars spent per pupil**	\$8,645	Up 9.7%	\$8,018	\$7,919
Percent of expenditures for teacher salaries**	54.0%	Down from 55.9%	57.0%	57.0%
Percent of expenditures for instruction**	56.0%	Down from 57.6%	59.0%	60.0%
Opportunities in the arts	Good	No Change	Good	Excellent
SACS accreditation	Yes	No Change	Yes	Yes
Parents attending conferences	98.3%	Down from 100.0%	98.0%	97.7%
Character development program	Average	Down from Excellent	Good	Good
ESEA composite index score	82.0	Up from 79.3	69.1	77.4

* Length of contract = 185+ days.

** Prior year audited financial data available.

REPORT OF PRINCIPAL AND SCHOOL IMPROVEMENT COUNCIL

U.S. News & World Report has named Silver Bluff High School to its "Best High Schools 2013" list and a bronze status. This prestigious honor is shared with the community as we show our commitment to the education and success of our students. A well-established tradition of excellence is the driving force behind the school's accomplishments. Accredited by the South Carolina Department of Education and the Southern Association of Colleges and Schools, Silver Bluff High School provides all students with opportunities to become responsible life-long learners. The faculty, staff, and administration of Silver Bluff High School remain committed to maintaining high academic expectations for all students. In 2012-2013, we continued the use of an automated phone calling system and the development of rigorous instructional programs using the Common Core State Standards.

We have an excellent track record of providing many extra-curricular activities to foster positive academic relationships. Our football, varsity baseball, and boys' varsity soccer teams advanced to become Region 5-AA Champions. The football and boys basketball teams advanced to the Lower State Title game. The Symphonic Band earned a rating of "Superior" at SCBDA Concert Festival. The Bulldog Blitz received the Spirit Award at the State House Rally and at the Special Olympics. Our Academic Team placed second in the district with the Team Captain accumulating the most individual points of the season. The NJROTC unit received an "Outstanding" rating during the Annual Inspection for the 14th year in a row! In addition, SBHS began a joint venture with Georgia Regents University to create a Sports Medicine Program. This program provides a wonderful opportunity for our students in the Health Science field. We look forward to continuing the tradition of excellence at Silver Bluff High School. Authors: Mark Edwards, SBHS School Improvement Council Chairperson and Collette Johnson, SBHS Principal.

EVALUATION RESULTS

	Teachers	Students*	Parents*
Number of surveys returned	35	101	37
Percent satisfied with learning environment	74.3%	73.2%	83.8%
Percent satisfied with social and physical environment	72.3%	72.2%	71.8%
Percent satisfied with school-home relations	60%	84%	82.1%

*Only eleventh grade students and their parents were included. For schools without grade eleven, only the highest grade was included.

Comprehensive detail, including definitions of ratings, performance criteria, and explanations of status, is available on www.ed.sc.gov and www.eoc.sc.gov as well as school and school district websites.

Printed versions are available from school districts upon request.

Abbreviations Key

N/A Not Applicable N/AV Not Available N/C Not Collected N/R Not Reported I/S Insufficient Sample TBD To be determined

NI Newly Identified CSI Continuing School Improvement CA Corrective Action RP Plan to Restructure R Restructure DELAY School Improvement Status HOLD School Improvement Status