



SC Annual School Report Card Summary

East Point Academy
 SC Public Charter
 Grades: K-3 Enrollment: 181
 Principal: D. Renee Mathews
 Superintendent: Wayne Brazell, Ph. D.
 Board Chair: Don McLaurin

PERFORMANCE

Comprehensive detail, including definitions of ratings, performance criteria, and explanations of status, is available on www.ed.sc.gov and www.eoc.sc.gov as well as school and school district websites. Printed versions are available from school districts upon request.

YEAR	ABSOLUTE RATING	GROWTH RATING	PALMETTO GOLD AND SILVER AWARD		ESEA/FEDERAL ACCOUNTABILITY RATING SYSTEM	
			General Performance	Closing the Gap	ESEA Grade	Accountability Indicator
2013	Excellent	N/A	TBD	TBD	A	N/A
2012	N/A	N/A	N/A	N/A	N/A	N/A
2011	N/A	N/A	N/A	N/A	N/A	N/A

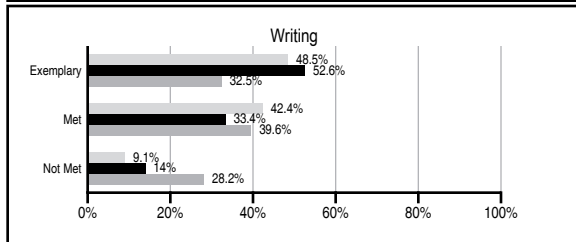
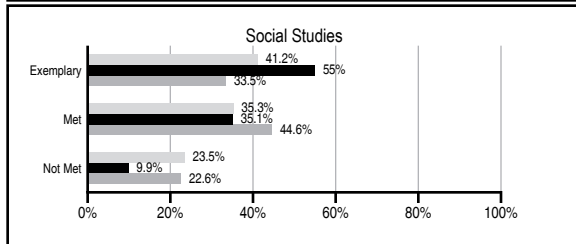
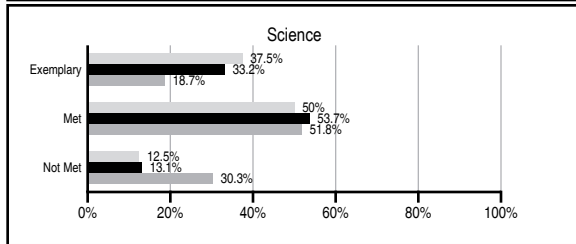
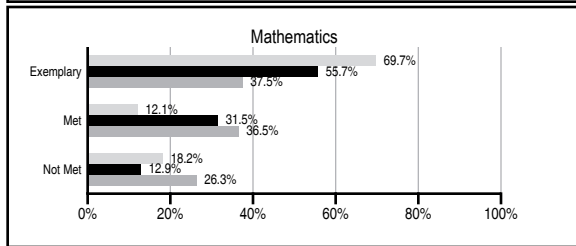
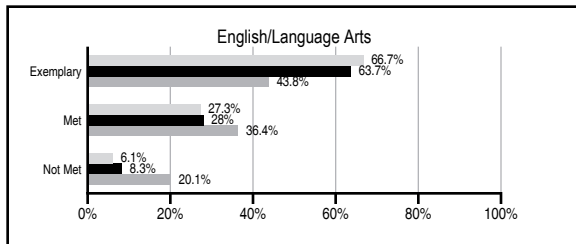
ABSOLUTE RATINGS OF ELEMENTARY SCHOOLS WITH STUDENTS LIKE OURS*

EXCELLENT	GOOD	AVERAGE	BELOW AVERAGE	AT-RISK
30	1	0	0	0

* Ratings are calculated with data available by 11/07/2013. Schools with Students Like Ours are Elementary Schools with Poverty Indices of no more than 5% above or below the index for this school.

PASS PERFORMANCE

Our School Elementary Schools with Students Like Ours Elementary schools statewide



NAEP PERFORMANCE*

* Performance reported for SC and nation, data not available at school level. Percentages at NAEP Achievement Levels.



SC PERFORMANCE VISION

By 2020 all students will graduate with the knowledge and skills necessary to compete successfully in the global economy, participate in a democratic society and contribute positively as members of families and communities.

Abbreviations Key

N/A Not Applicable N/AV Not Available N/C Not Collected N/R Not Reported I/S Insufficient Sample TBD To be determined

East Point Academy [SC Public Charter]

SCHOOL PROFILE

	Our School	Change from Last Year	Elementary Schools with Students Like Ours	Median Elementary School
Students (n=181)				
Retention rate	2.4%	N/A	0.6%	0.9%
Attendance rate	97.7%	N/A	96.7%	96.3%
Served by gifted and talented program	7.7%	N/A	14.3%	7.2%
With disabilities	4.7%	N/A	9.3%	12.4%
Older than usual for grade	1.8%	N/A	1.1%	1.9%
Out-of-school suspensions or expulsions for violent and/or criminal offenses	0.0%	N/R	0.0%	0.0%
Teachers (n=16)				
Teachers with advanced degrees	37.5%	N/A	61.1%	62.5%
Continuing contract teachers	31.3%	N/A	84.0%	83.3%
Teachers returning from previous year	N/A	N/A	90.3%	88.3%
Teacher attendance rate	96.8%	N/R	95.1%	95.0%
Average teacher salary*	\$31,865	I/S	\$49,298	\$48,193
Classes not taught by highly qualified teachers	63.0%	N/A	0.0%	0.0%
Professional development days/teacher	6.5 days	N/R	10.8 days	11.0 days
School				
Principal's years at school	2.0	N/R	5.0	4.0
Student-teacher ratio in core subjects	N/R	N/R	21.0 to 1	20.1 to 1
Prime instructional time	93.8%	N/R	91.1%	90.0%
Opportunities in the arts	Good	N/R	Good	Good
SACS accreditation	No	N/R	Yes	Yes
Parents attending conferences	100.0%	N/R	100.0%	100.0%
Character development program	Excellent	N/R	Excellent	Excellent
Dollars spent per pupil**	\$10,343	N/A	\$7,070	\$7,364
Percent of expenditures for instruction**	48.0%	N/A	69.0%	68.0%
Percent of expenditures for teacher salaries**	36.0%	N/A	66.5%	66.0%
ESEA composite index score	100.0	N/A	96.7	88.0

* Length of contract = 185+ days.

** Prior year audited financial data available.

REPORT OF PRINCIPAL AND SCHOOL IMPROVEMENT COUNCIL

East Point Academy (EPA) is a public charter school completing our second year and serving grades Pre-K through Grade 3. EPA is South Carolina's only school-wide, Chinese language immersion school. Students learn to speak, write and understand Chinese through language immersion classes in math, science and Mandarin Language Arts. In addition, students learn Mandarin and Chinese culture during related arts classes. Differentiation and a personal school experience serve as the basis for the instructional program which incorporates elements of Montessori, character development, community service, inquiry learning and ecology. The PTO and School Improvement Council are actively sponsoring many school activities. The school has a daily after school program which includes homework assistance and choices in martial arts, gymnastics, music, beginner dance and Lego League. MAP scores for all grades and subject areas were well above national norms. The average re-enrollment rate for our first two years is above 96% with an enrollment growth rate of 89% growth above the current year. For 2013-14 we are excited to open a new facility for grades 1-4 as we add Pre-K 3 to the Primary facility and expand our Gifted and Talented program. We are preparing bright children for brighter futures.

Renee Mathews, Director/Founding Principal
Catie Martin, School Improvement Council President

EVALUATION RESULTS

	Teachers	Students*	Parents*
Number of surveys returned	10	32	16
Percent satisfied with learning environment	100%	90.7%	81.3%
Percent satisfied with social and physical environment	100%	93.6%	58.9%
Percent satisfied with school-home relations	100%	84.4%	70.5%

*Only students at the highest elementary school grade level at this school and their parents were included.

Comprehensive detail, including definitions of ratings, performance criteria, and explanations of status, is available on www.ed.sc.gov and www.eoc.sc.gov as well as school and school district websites.

Printed versions are available from school districts upon request.

Abbreviations Key

N/A Not Applicable N/AV Not Available N/C Not Collected N/R Not Reported I/S Insufficient Sample TBD To be determined
NI Newly Identified CSI Continuing School Improvement CA Corrective Action RP Plan to Restructure R Restructure DELAY School Improvement Status HOLD School Improvement Status