



SC Annual School Report Card Summary

Spartanburg Charter School
 SC Public Charter
 Grades: K-8 Enrollment: 353
 Principal: Dr. John von Rohr
 Superintendent: Wayne Brazell, Ph. D.
 Board Chair: Don McLaurin

PERFORMANCE

Comprehensive detail, including definitions of ratings, performance criteria, and explanations of status, is available on www.ed.sc.gov and www.eoc.sc.gov as well as school and school district websites. Printed versions are available from school districts upon request.

YEAR	ABSOLUTE RATING	GROWTH RATING	PALMETTO GOLD AND SILVER AWARD		ESEA/FEDERAL ACCOUNTABILITY RATING SYSTEM	
			General Performance	Closing the Gap	ESEA Grade	Accountability Indicator
2013	Excellent	Excellent	TBD	TBD	A	N/A
2012	Good	Excellent	Gold	Silver	A	N/A
2011	Good	Good	Silver	Silver	Not Met	N/A

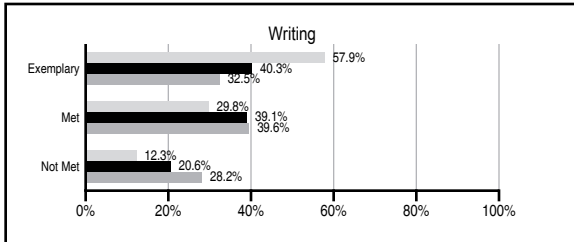
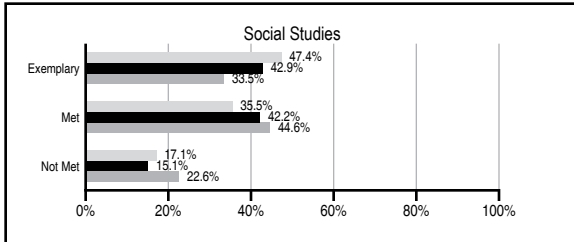
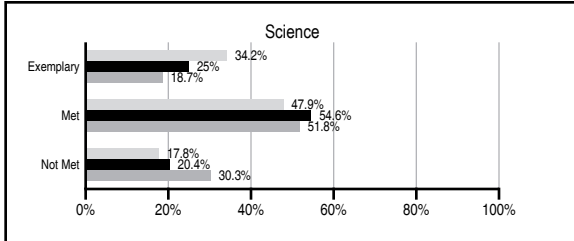
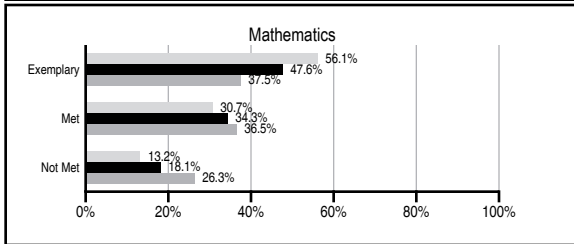
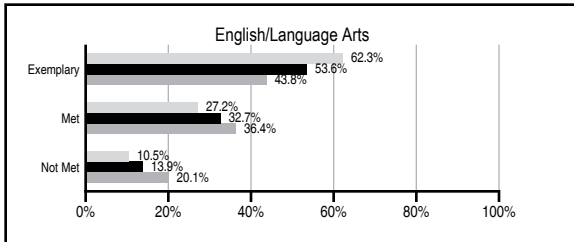
ABSOLUTE RATINGS OF ELEMENTARY SCHOOLS WITH STUDENTS LIKE OURS*

EXCELLENT	GOOD	AVERAGE	BELOW AVERAGE	AT-RISK
40	26	4	0	0

* Ratings are calculated with data available by 11/07/2013. Schools with Students Like Ours are Elementary Schools with Poverty Indices of no more than 5% above or below the index for this school.

PASS PERFORMANCE

Our School
 Elementary Schools with Students Like Ours
 Elementary schools statewide



NAEP PERFORMANCE*

* Performance reported for SC and nation, data not available at school level. Percentages at NAEP Achievement Levels.



SC PERFORMANCE VISION

By 2020 all students will graduate with the knowledge and skills necessary to compete successfully in the global economy, participate in a democratic society and contribute positively as members of families and communities.

Abbreviations Key

N/A Not Applicable N/AV Not Available N/C Not Collected N/R Not Reported I/S Insufficient Sample TBD To be determined

Spartanburg Charter School [SC Public Charter]

SCHOOL PROFILE

	Our School	Change from Last Year	Elementary Schools with Students Like Ours	Median Elementary School
Students (n=353)				
Retention rate	2.4%	Down from 2.6%	0.8%	0.9%
Attendance rate	96.5%	No Change	96.7%	96.3%
Served by gifted and talented program	11.1%	N/A	10.2%	7.2%
With disabilities	11.7%	N/A	11.3%	12.4%
Older than usual for grade	4.2%	N/A	1.4%	1.9%
Out-of-school suspensions or expulsions for violent and/or criminal offenses	0.0%	Down from 0.3%	0.0%	0.0%
Teachers (n=29)				
Teachers with advanced degrees	55.2%	Down from 62.5%	64.7%	62.5%
Continuing contract teachers	51.7%	Up from 41.7%	82.4%	83.3%
Teachers returning from previous year	79.4%	N/A	89.7%	88.3%
Teacher attendance rate	98.9%	Up from 98.2%	95.3%	95.0%
Average teacher salary*	\$39,777	Up 11.6%	\$49,190	\$48,193
Classes not taught by highly qualified teachers	15.6%	Down from 22.6%	0.0%	0.0%
Professional development days/teacher	7.6 days	Down from 8.3 days	11.0 days	11.0 days
School				
Principal's years at school	4.0	Up from 2.0	4.0	4.0
Student-teacher ratio in core subjects	18.5 to 1	Up from 17.8 to 1	20.9 to 1	20.1 to 1
Prime instructional time	94.6%	Up from 93.7%	90.7%	90.0%
Opportunities in the arts	Good	Up from Fair	Good	Good
SACS accreditation	No	No Change	Yes	Yes
Parents attending conferences	100.0%	No Change	100.0%	100.0%
Character development program	Good	Down from Excellent	Excellent	Excellent
Dollars spent per pupil**	\$7,543	Up 11.7%	\$6,871	\$7,364
Percent of expenditures for instruction**	58.0%	Up from 55.0%	69.0%	68.0%
Percent of expenditures for teacher salaries**	52.0%	Up from 49.9%	67.0%	66.0%
ESEA composite index score	97.8	Up from 94.6	91.3	88.0

* Length of contract = 185+ days.

** Prior year audited financial data available.

EVALUATION RESULTS

	Teachers	Students*	Parents*
Number of surveys returned	32	38	21
Percent satisfied with learning environment	100%	84.2%	95.2%
Percent satisfied with social and physical environment	100.1%	68.4%	85.8%
Percent satisfied with school-home relations	100%	86.5%	90.4%

*Only students at the highest elementary school grade level at this school and their parents were included.

REPORT OF PRINCIPAL AND SCHOOL IMPROVEMENT COUNCIL

Spartanburg Charter School is a tuition free public school located in the downtown area of Spartanburg, South Carolina. The school received an "A" rating on the 2011-2012 State Report Card and won Palmetto Gold Awards for academic achievement at both the elementary and middle school grade levels. Spartanburg Charter School also won Palmetto Silver Awards for "Closing the Achievement Gap" at both the elementary and middle school levels. As of July 1, 2013, the school's new name will be "Spartanburg Preparatory School," chosen to better define the school's mission of producing high achieving scholars.

The school's Principal is Dr. John von Rohr, the Chair of the Board of Directors, Mr. Kevin Sloan.

Comprehensive detail, including definitions of ratings, performance criteria, and explanations of status, is available on www.ed.sc.gov and www.eoc.sc.gov as well as school and school district websites.

Printed versions are available from school districts upon request.

Abbreviations Key

N/A Not Applicable N/AV Not Available N/C Not Collected N/R Not Reported I/S Insufficient Sample TBD To be determined

NI Newly Identified CSI Continuing School Improvement CA Corrective Action RP Plan to Restructure R Restructure DELAY School Improvement Status HOLD School Improvement Status