



SC Annual School Report Card Summary

SC Virtual Charter School
 SC Public Charter
 Grades: K-12 Enrollment: 3,342
 Principal: Dr. Cherry Daniel
 Superintendent: Wayne Brazell, Ph. D.
 Board Chair: Don McLaurin

PERFORMANCE

Comprehensive detail, including definitions of ratings, performance criteria, and explanations of status, is available on www.ed.sc.gov and www.eoc.sc.gov as well as school and school district websites. Printed versions are available from school districts upon request.

YEAR	ABSOLUTE RATING	GROWTH RATING	PALMETTO GOLD AND SILVER AWARD		ESEA/FEDERAL ACCOUNTABILITY RATING SYSTEM	
			General Performance	Closing the Gap	ESEA Grade	Accountability Indicator
2013	Average	At-Risk	TBD	TBD	D	N/A
2012	Average	Below Average	N/A	N/A	C	N/A
2011	Average	Below Average	N/A	N/A	Not Met	CSI

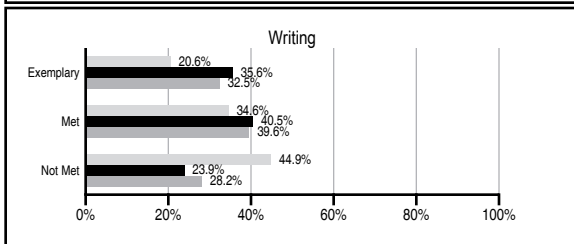
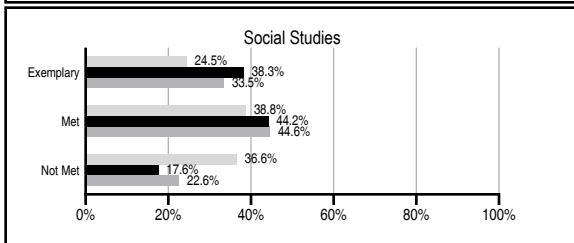
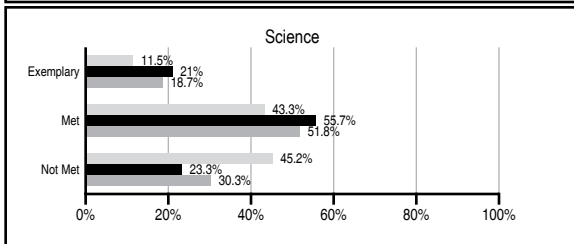
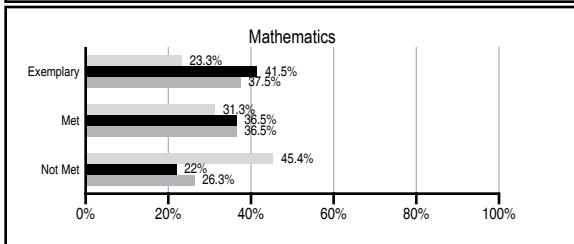
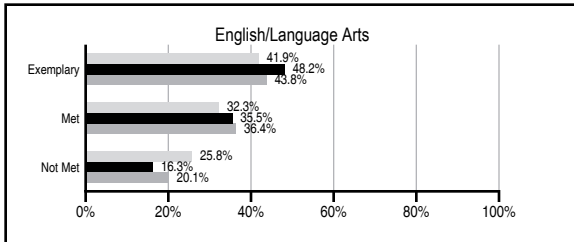
ABSOLUTE RATINGS OF ELEMENTARY SCHOOLS WITH STUDENTS LIKE OURS*

EXCELLENT	GOOD	AVERAGE	BELOW AVERAGE	AT-RISK
39	37	29	0	1

* Ratings are calculated with data available by 11/07/2013. Schools with Students Like Ours are Elementary Schools with Poverty Indices of no more than 5% above or below the index for this school.

PASS PERFORMANCE

Our School Elementary Schools with Students Like Ours Elementary schools statewide



NAEP PERFORMANCE*

* Performance reported for SC and nation, data not available at school level. Percentages at NAEP Achievement Levels.



SC PERFORMANCE VISION

By 2020 all students will graduate with the knowledge and skills necessary to compete successfully in the global economy, participate in a democratic society and contribute positively as members of families and communities.

Abbreviations Key

N/A Not Applicable N/AV Not Available N/C Not Collected N/R Not Reported I/S Insufficient Sample TBD To be determined

SC Virtual Charter School [SC Public Charter]

SCHOOL PROFILE

	Our School	Change from Last Year	Elementary Schools with Students Like Ours	Median Elementary School
Students (n=3,342)				
Retention rate	4.8%	Up from 4.1%	1.2%	0.9%
Attendance rate	99.1%	Up from 98.7%	96.2%	96.3%
Served by gifted and talented program	0.0%	N/A	8.8%	7.2%
With disabilities	10.3%	N/A	12.6%	12.4%
Older than usual for grade	11.0%	N/A	2.1%	1.9%
Out-of-school suspensions or expulsions for violent and/or criminal offenses	0.0%	No Change	0.0%	0.0%
Teachers (n=84)				
Teachers with advanced degrees	79.8%	Down from 80.2%	64.1%	62.5%
Continuing contract teachers	95.2%	Up from 91.4%	86.2%	83.3%
Teachers returning from previous year	84.1%	N/A	89.9%	88.3%
Teacher attendance rate	96.8%	Down from 98.3%	95.0%	95.0%
Average teacher salary*	\$40,963	Up 2.2%	\$49,103	\$48,193
Classes not taught by highly qualified teachers	0.0%	No Change	0.0%	0.0%
Professional development days/teacher	11.1 days	Up from 10.1 days	11.4 days	11.0 days
School				
Principal's years at school	5.0	Up from 4.0	6.0	4.0
Student-teacher ratio in core subjects	N/R	N/R	20.6 to 1	20.1 to 1
Prime instructional time	95.8%	Down from 97.0%	90.1%	90.0%
Opportunities in the arts	Good	No Change	Good	Good
SACS accreditation	No	No Change	Yes	Yes
Parents attending conferences	100.0%	Up from 87.5%	100.0%	100.0%
Character development program	Good	Up from Average	Excellent	Excellent
Dollars spent per pupil**	\$5,412	Up 39.7%	\$6,932	\$7,364
Percent of expenditures for instruction**	80.0%	Down from 92.0%	69.0%	68.0%
Percent of expenditures for teacher salaries**	22.0%	Down from 68.0%	66.5%	66.0%
ESEA composite index score	66.8	Down from 70.9	89.8	88.0

* Length of contract = 185+ days.

** Prior year audited financial data available.

EVALUATION RESULTS

	Teachers	Students*	Parents*
Number of surveys returned	82	82	91
Percent satisfied with learning environment	98.8%	89%	89%
Percent satisfied with social and physical environment	83.1%	93%	78.5%
Percent satisfied with school-home relations	97.6%	97.5%	90.2%

*Only students at the highest elementary school grade level at this school and their parents were included.

REPORT OF PRINCIPAL AND SCHOOL IMPROVEMENT COUNCIL

South Carolina Virtual Charter School (SCVCS) is a public virtual charter school serving students in grades K-12. SCVCS opened in 2008-2009 and has successfully completed its fifth year of operation. SCVCS offers a robust and challenging curriculum to K-12 students throughout the state. All courses meet state and national standards while providing a degree of flexibility to meet the individual student's learning style. In the Spring of 2013, the South Carolina Public Charter School District approved the charter renewal for SCVCS for the next ten (10) years. SCVCS provides online course and class work. All classes are taught online by fully-certified, highly-qualified, experienced educators. Approximately 3,500 students were enrolled with SCVCS in 2012-2013. Learning coaches, parents and students conference regularly via Elluminate, telephone calls, and K-Mail, our secure internal messaging system. Students are able to enjoy social outings, field trips and book buddies throughout the year. Over 1900 students were enrolled in grades K-8. Students in grades K-8 enjoy a wide range of academic courses as well as electives such as Art, Music, and PE. Students in grades 3-8 will be able to enroll in a World Language course in 2013-14.

Over 1,500 students were enrolled in SCVCS high school in 2012-2013. Courses are offered on a traditional year-long, 180 day schedule as well as a semester block schedule. Students are able to choose from a variety of foreign language, advanced placement and honors courses. The SCVCS Freshman Academy was fully implemented in 2010-2011. Graduation was held in June 2013, with 117 seniors receiving diplomas. The class had over \$2,700,000 in scholarship offers, with two students being eligible for Palmetto Fellows. Fifty students qualified for the Life scholarship.

All students participate in the state testing, taking PASS, HSAP and End of Course Assessment. SCVCS students have performed well on all state testing. PSAT is also offered to qualifying students.

More information about SCVCS can be obtained by contacting our school office.

Our focus is to provide a high quality educational opportunity to ensure the academic success of our young people.

L. Cherry Daniel, Head of School
Victoria Dixon-Mokeba, Chair, SCVCS Board

Comprehensive detail, including definitions of ratings, performance criteria, and explanations of status, is available on www.ed.sc.gov and www.eoc.sc.gov as well as school and school district websites.

Printed versions are available from school districts upon request.

Abbreviations Key

N/A Not Applicable N/AV Not Available N/C Not Collected N/R Not Reported I/S Insufficient Sample TBD To be determined

NI Newly Identified CSI Continuing School Improvement CA Corrective Action RP Plan to Restructure R Restructure DELAY School Improvement Status HOLD School Improvement Status