



SC Annual School Report Card Summary

Sugar Creek Elementary School
York 4

Grades: PK-5

Enrollment: 781

Principal: Dr. Scott Frattaroli

Superintendent: Dr. James N. Epps, Jr.

Board Chair: Patrick White

PERFORMANCE

Comprehensive detail, including definitions of ratings, performance criteria, and explanations of status, is available on www.ed.sc.gov and www.eoc.sc.gov as well as school and school district websites. Printed versions are available from school districts upon request.

YEAR	ABSOLUTE RATING	GROWTH RATING	PALMETTO GOLD AND SILVER AWARD		ESEA/FEDERAL ACCOUNTABILITY RATING SYSTEM	
			General Performance	Closing the Gap	ESEA Grade	Accountability Indicator
2013	Excellent	Good	TBD	TBD	A	N/A
2012	Excellent	Excellent	Gold	Silver	A	N/A
2011	Excellent	Excellent	Gold	Silver	Met	N/A

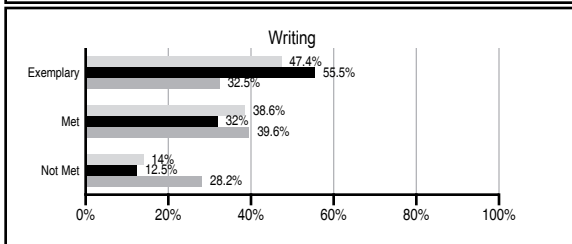
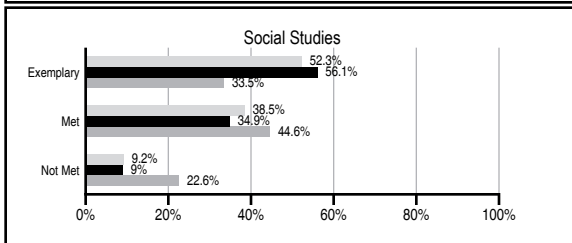
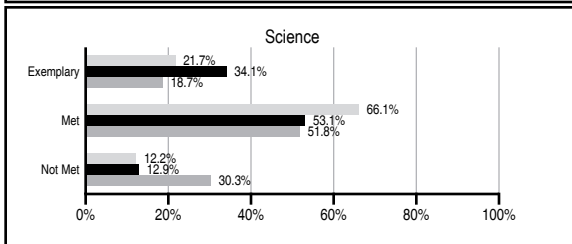
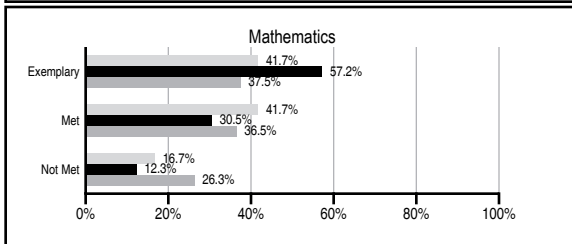
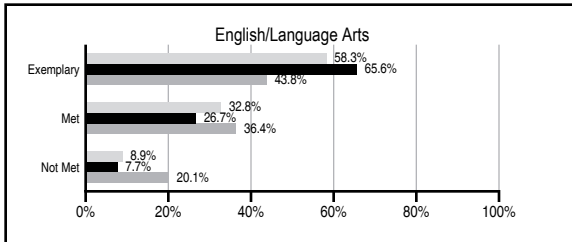
ABSOLUTE RATINGS OF ELEMENTARY SCHOOLS WITH STUDENTS LIKE OURS*

EXCELLENT	GOOD	AVERAGE	BELOW AVERAGE	AT-RISK
24	0	1	0	0

*Ratings are calculated with data available by 11/07/2013. Schools with Students Like Ours are Elementary Schools with Poverty Indices of no more than 5% above or below the index for this school.



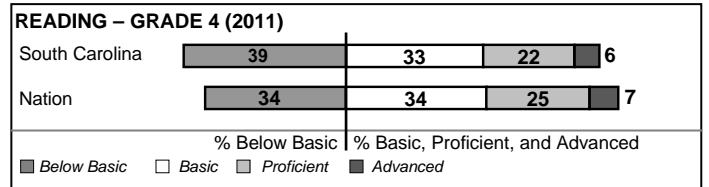
PASS PERFORMANCE

Our School
 Elementary Schools with Students Like Ours
 Elementary schools statewide



NAEP PERFORMANCE*

* Performance reported for SC and nation, data not available at school level. Percentages at NAEP Achievement Levels.



SC PERFORMANCE VISION

By 2020 all students will graduate with the knowledge and skills necessary to compete successfully in the global economy, participate in a democratic society and contribute positively as members of families and communities.

Abbreviations Key

N/A Not Applicable N/AV Not Available N/C Not Collected N/R Not Reported I/S Insufficient Sample TBD To be determined

Sugar Creek Elementary School [York 4]

SCHOOL PROFILE

	Our School	Change from Last Year	Elementary Schools with Students Like Ours	Median Elementary School
Students (n=781)				
Retention rate	0.3%	Up from 0.0%	0.7%	0.9%
Attendance rate	97.4%	Down from 97.6%	96.8%	96.3%
Served by gifted and talented program	10.1%	N/A	14.5%	7.2%
With disabilities	6.6%	N/A	10.6%	12.4%
Older than usual for grade	0.4%	N/A	0.9%	1.9%
Out-of-school suspensions or expulsions for violent and/or criminal offenses	0.0%	No Change	0.0%	0.0%
Teachers (n=54)				
Teachers with advanced degrees	74.1%	Up from 72.0%	66.7%	62.5%
Continuing contract teachers	79.6%	Down from 86.0%	81.8%	83.3%
Teachers returning from previous year	92.3%	N/A	90.4%	88.3%
Teacher attendance rate	92.3%	Down from 96.5%	95.1%	95.0%
Average teacher salary*	\$49,461	Up 1.8%	\$49,461	\$48,193
Classes not taught by highly qualified teachers	2.6%	Up from 2.5%	0.0%	0.0%
Professional development days/teacher	13.5 days	Up from 12.2 days	10.8 days	11.0 days
School				
Principal's years at school	4.0	Up from 3.0	4.0	4.0
Student-teacher ratio in core subjects	21.7 to 1	Up from 21.3 to 1	20.7 to 1	20.1 to 1
Prime instructional time	87.8%	Down from 91.9%	90.9%	90.0%
Opportunities in the arts	Good	No Change	Good	Good
SACS accreditation	Yes	No Change	Yes	Yes
Parents attending conferences	99.2%	Down from 99.3%	100.0%	100.0%
Character development program	Excellent	No Change	Excellent	Excellent
Dollars spent per pupil**	\$6,536	Up 11.9%	\$7,088	\$7,364
Percent of expenditures for instruction**	74.0%	Down from 74.5%	69.5%	68.0%
Percent of expenditures for teacher salaries**	73.0%	Down from 73.7%	68.5%	66.0%
ESEA composite index score	90.0	Down from 100.0	93.4	88.0

* Length of contract = 185+ days.

** Prior year audited financial data available.

REPORT OF PRINCIPAL AND SCHOOL IMPROVEMENT COUNCIL

The mission of Sugar Creek Elementary School is to collaboratively support a positive, safe, diverse community by providing an engaging curriculum that fosters excellence and a love of learning.

During the 2012-2013 school year, Sugar Creek Elementary School continued our tradition of excellence in student academics and activities. The school received the Palmetto Gold Award for overall student achievement and the Palmetto Silver Award for closing the achievement gap. Sugar Creek Elementary also received a Bronze award for the US Healthy Foods Challenge. Our students participated in school groups such as choir, chimes, news crew, safety patrol, student council, environmental club, Girls on the Run, and ESL book club. Sugar Creek also started a new fitness initiative through the Sugar Creek Striders weekly running club.

The Sugar Creek Shark family once again was nationally recognized as a No Place for Hate school under the national Anti-Defamation League. No Place for Hate was the driving force behind our school-wide character education program and many school and community initiatives including: the school cultural fair, our One School, One Book family literacy event, and many philanthropic experiences involving our students and staff such as Pink Day for cancer awareness, a food drive for the Fort Mill Care Center, and participation of our Striders club in the local Walk to Cure Diabetes. Sugar Creek Elementary was also a National Spotlight Yearbook Award winner through Lifetouch for a second straight year.

Sugar Creek Elementary School provides students with a transcendent educational experience while working collaboratively with students, staff, families, and community to foster productive and dedicated 21st century lifelong learners.

Dr. Scott Frattaroli, Principal
Mr. Shane Cacciatore, School Improvement Council Chairperson

EVALUATION RESULTS

	Teachers	Students*	Parents*
Number of surveys returned	45	128	78
Percent satisfied with learning environment	100%	91.4%	91%
Percent satisfied with social and physical environment	100%	88.9%	96.1%
Percent satisfied with school-home relations	100%	93.7%	96.2%

*Only students at the highest elementary school grade level at this school and their parents were included.

Comprehensive detail, including definitions of ratings, performance criteria, and explanations of status, is available on www.ed.sc.gov and www.eoc.sc.gov as well as school and school district websites.

Printed versions are available from school districts upon request.

Abbreviations Key

N/A Not Applicable N/AV Not Available N/C Not Collected N/R Not Reported I/S Insufficient Sample TBD To be determined
NI Newly Identified CSI Continuing School Improvement CA Corrective Action RP Plan to Restructure R Restructure DELAY School Improvement Status HOLD School Improvement Status