



SC Annual School Report Card Summary

Pleasant Knoll Elementary
 York 4
 Grades: K-5 Enrollment: 764
 Principal: Travis Howard
 Superintendent: Dr. James N. Epps, Jr.
 Board Chair: Patrick White

PERFORMANCE

Comprehensive detail, including definitions of ratings, performance criteria, and explanations of status, is available on www.ed.sc.gov and www.eoc.sc.gov as well as school and school district websites. Printed versions are available from school districts upon request.

YEAR	ABSOLUTE RATING	GROWTH RATING	PALMETTO GOLD AND SILVER AWARD		ESEA/FEDERAL ACCOUNTABILITY RATING SYSTEM	
			General Performance	Closing the Gap	ESEA Grade	Accountability Indicator
2013	Excellent	Good	TBD	TBD	A	N/A
2012	Excellent	Excellent	Gold	Gold	A	N/A
2011	Excellent	Excellent	Gold	N/A	Met	N/A

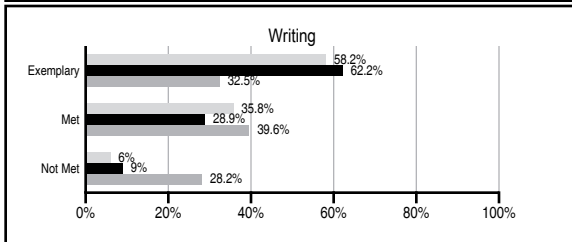
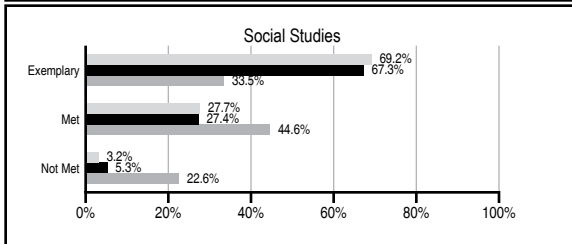
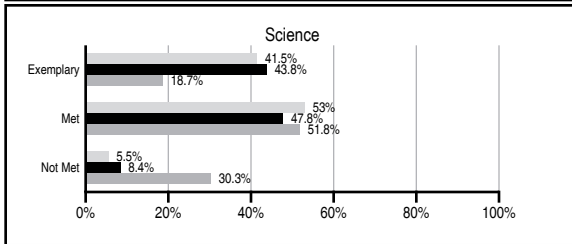
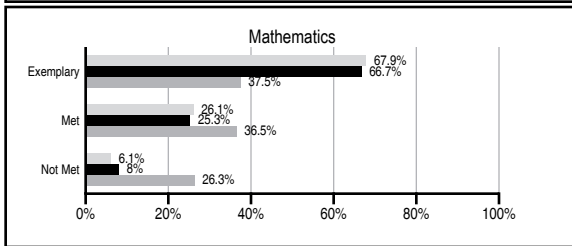
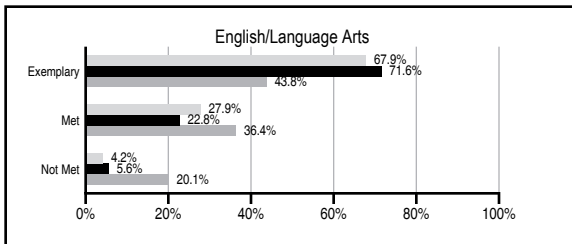
ABSOLUTE RATINGS OF ELEMENTARY SCHOOLS WITH STUDENTS LIKE OURS*

EXCELLENT	GOOD	AVERAGE	BELOW AVERAGE	AT-RISK
15	0	0	0	0

* Ratings are calculated with data available by 11/07/2013. Schools with Students Like Ours are Elementary Schools with Poverty Indices of no more than 5% above or below the index for this school.

PASS PERFORMANCE

Our School
 Elementary Schools with Students Like Ours
 Elementary schools statewide



NAEP PERFORMANCE*

* Performance reported for SC and nation, data not available at school level. Percentages at NAEP Achievement Levels.



SC PERFORMANCE VISION

By 2020 all students will graduate with the knowledge and skills necessary to compete successfully in the global economy, participate in a democratic society and contribute positively as members of families and communities.

Abbreviations Key

N/A Not Applicable N/AV Not Available N/C Not Collected N/R Not Reported I/S Insufficient Sample TBD To be determined

Pleasant Knoll Elementary [York 4]

SCHOOL PROFILE

	Our School	Change from Last Year	Elementary Schools with Students Like Ours	Median Elementary School
Students (n=764)				
Retention rate	0.1%	Down from 0.6%	0.4%	0.9%
Attendance rate	97.4%	Down from 97.5%	97.3%	96.3%
Served by gifted and talented program	15.3%	N/A	20.7%	7.2%
With disabilities	10.9%	N/A	10.0%	12.4%
Older than usual for grade	0.5%	N/A	0.6%	1.9%
Out-of-school suspensions or expulsions for violent and/or criminal offenses	0.0%	No Change	0.0%	0.0%
Teachers (n=52)				
Teachers with advanced degrees	76.9%	Up from 70.6%	66.1%	62.5%
Continuing contract teachers	88.5%	Up from 86.3%	88.5%	83.3%
Teachers returning from previous year	86.3%	N/A	90.6%	88.3%
Teacher attendance rate	95.9%	Up from 95.6%	95.0%	95.0%
Average teacher salary*	\$48,611	Up 3.4%	\$49,416	\$48,193
Classes not taught by highly qualified teachers	0.0%	No Change	0.0%	0.0%
Professional development days/teacher	12.3 days	No Change	10.8 days	11.0 days
School				
Principal's years at school	4.0	Up from 3.0	4.0	4.0
Student-teacher ratio in core subjects	19.2 to 1	Down from 20.6 to 1	21.4 to 1	20.1 to 1
Prime instructional time	91.2%	Up from 90.7%	91.4%	90.0%
Opportunities in the arts	Good	No Change	Good	Good
SACS accreditation	Yes	No Change	Yes	Yes
Parents attending conferences	98.3%	Down from 100.0%	100.0%	100.0%
Character development program	Good	No Change	Excellent	Excellent
Dollars spent per pupil**	\$5,814	Up 10.1%	\$6,992	\$7,364
Percent of expenditures for instruction**	77.0%	Up from 74.3%	71.5%	68.0%
Percent of expenditures for teacher salaries**	76.0%	Up from 73.4%	70.5%	66.0%
ESEA composite index score	93.8	Down from 100.0	98.6	88.0

* Length of contract = 185+ days.

** Prior year audited financial data available.

EVALUATION RESULTS

	Teachers	Students*	Parents*
Number of surveys returned	38	132	97
Percent satisfied with learning environment	100%	94.7%	98%
Percent satisfied with social and physical environment	100%	87.8%	91.9%
Percent satisfied with school-home relations	97.4%	90.1%	94.9%

*Only students at the highest elementary school grade level at this school and their parents were included.

REPORT OF PRINCIPAL AND SCHOOL IMPROVEMENT COUNCIL

"Year Four" was a year of accomplishments for the Panther Family. Our community agreement for the 2012-2013 school year was, "One T.E.A.M., One Dream." Students, teachers, and parents focused on demonstrating the lifelong guidelines of trustworthiness, truthfulness, encouraging others with no put downs, active listening, and my personal best. This focus set the tone for a positive and productive learning environment for all of our community members and was recognized by those both inside and outside of our Panther Family. In order for us to fulfill our vision of developing and supporting a sense of T.E.A.M within each child, we recognized behavior through classroom recognitions and our Blue Wall of Fame recognitions. Additionally, the lifelong guidelines were promoted in guidance lessons and community meetings. During the school year, we were recognized for excellence in a number of areas. We received an absolute performance rating of Excellent and a growth rating of Excellent on our third state report card. As a result of our excellent rating, we earned a Palmetto Gold Award for general PASS performance and closing the achievement gap, which is the highest academic honor recognized by the State Department of Education. For the first time in our school's history we achieved Palmetto Gold in both areas of performance. Our school scored a 100% on the new federal accountability system and an "All Clear" status from the State Department of Education for having highly qualified teachers in each classroom.

Our students, faculty, and parents have continued on their path towards being leaders in our building. The faculty at PKES participated in teacher-led professional development sessions that focused on innovations such as Project-based learning, Highly Effective Teaching, Whole Brain Teaching, Writing across the curriculum, and Thinking Maps. The faculty at PKES continues to demonstrate leadership by implementing community events that provide engaging activities for our community. During the school year, we held a school picnic, a father/daughter dance, several fitness nights, a mother/son basketball game, a chorus concert and a film festival. Our students continue to provide leadership in a variety of different activities provided by the school. Among these activities were art club, community patrol, dance club, chorus, news crew, newspaper, and reading club. In addition to the duties in and out of the classroom, our teachers participated in community service such as Susan G. Komen Race for the Cure and Ronald McDonald House. Our never tiring PTO continued to be an instrumental part of our school community.

With the support of our PTO, School Improvement Council, and parent volunteers, we are looking forward to a successful "Year Five" at Pleasant Knoll Elementary. Travis Howard, Principal
Jean Piermattei, SIC Chair

Comprehensive detail, including definitions of ratings, performance criteria, and explanations of status, is available on www.ed.sc.gov and www.eoc.sc.gov as well as school and school district websites.

Printed versions are available from school districts upon request.

Abbreviations Key

N/A Not Applicable N/AV Not Available N/C Not Collected N/R Not Reported I/S Insufficient Sample TBD To be determined
NI Newly Identified CSI Continuing School Improvement CA Corrective Action RP Plan to Restructure R Restructure DELAY School Improvement Status HOLD School Improvement Status