



SC Annual School Report Card Summary

Springfield Elementary School
 York 4
 Grades: K-5 Enrollment: 647
 Principal: Peter Olinger
 Superintendent: Dr. James N. Epps, Jr.
 Board Chair: Patrick White

PERFORMANCE

Comprehensive detail, including definitions of ratings, performance criteria, and explanations of status, is available on www.ed.sc.gov and www.eoc.sc.gov as well as school and school district websites. Printed versions are available from school districts upon request.

YEAR	ABSOLUTE RATING	GROWTH RATING	PALMETTO GOLD AND SILVER AWARD		ESEA/FEDERAL ACCOUNTABILITY RATING SYSTEM	
			General Performance	Closing the Gap	ESEA Grade	Accountability Indicator
2013	Excellent	Good	TBD	TBD	B	N/A
2012	Excellent	Excellent	Gold	N/A	A	N/A
2011	Excellent	Excellent	Gold	N/A	Met	N/A

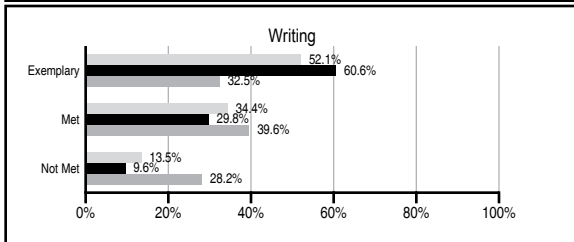
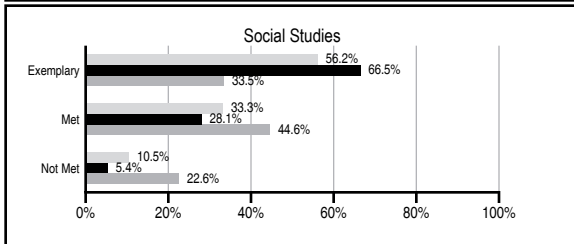
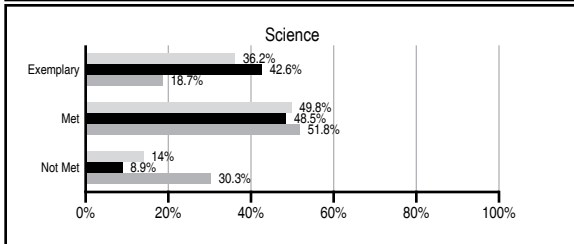
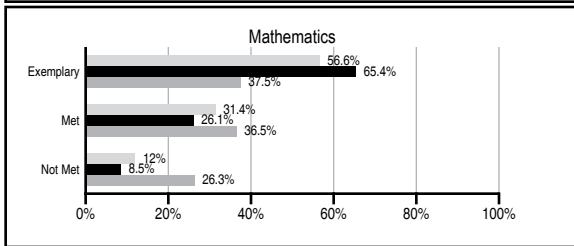
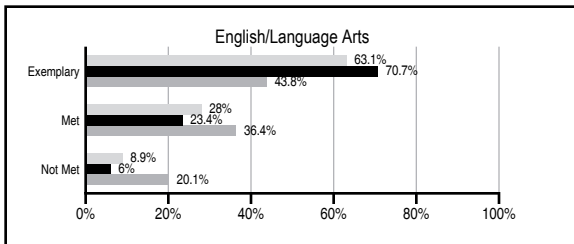
ABSOLUTE RATINGS OF ELEMENTARY SCHOOLS WITH STUDENTS LIKE OURS*

EXCELLENT	GOOD	AVERAGE	BELOW AVERAGE	AT-RISK
16	0	0	0	0

* Ratings are calculated with data available by 11/07/2013. Schools with Students Like Ours are Elementary Schools with Poverty Indices of no more than 5% above or below the index for this school.

PASS PERFORMANCE

Our School
 Elementary Schools with Students Like Ours
 Elementary schools statewide



NAEP PERFORMANCE*

* Performance reported for SC and nation, data not available at school level. Percentages at NAEP Achievement Levels.



SC PERFORMANCE VISION

By 2020 all students will graduate with the knowledge and skills necessary to compete successfully in the global economy, participate in a democratic society and contribute positively as members of families and communities.

Abbreviations Key

N/A Not Applicable N/AV Not Available N/C Not Collected N/R Not Reported I/S Insufficient Sample TBD To be determined

Springfield Elementary School [York 4]

SCHOOL PROFILE

	Our School	Change from Last Year	Elementary Schools with Students Like Ours	Median Elementary School
Students (n=647)				
Retention rate	0.0%	Down from 0.7%	0.4%	0.9%
Attendance rate	97.4%	Down from 97.6%	97.3%	96.3%
Served by gifted and talented program	15.5%	N/A	19.7%	7.2%
With disabilities	10.9%	N/A	10.3%	12.4%
Older than usual for grade	0.9%	N/A	0.6%	1.9%
Out-of-school suspensions or expulsions for violent and/or criminal offenses	0.0%	No Change	0.0%	0.0%
Teachers (n=44)				
Teachers with advanced degrees	59.1%	Up from 57.9%	66.4%	62.5%
Continuing contract teachers	72.7%	Down from 84.2%	90.1%	83.3%
Teachers returning from previous year	91.5%	Up from 78.0%	91.3%	88.3%
Teacher attendance rate	95.0%	Up from 93.9%	95.0%	95.0%
Average teacher salary*	\$49,960	Down 6.6%	\$49,491	\$48,193
Classes not taught by highly qualified teachers	2.3%	Up from 0.0%	0.0%	0.0%
Professional development days/teacher	13.9 days	Up from 8.8 days	10.7 days	11.0 days
School				
Principal's years at school	2.0	Up from 1.0	4.0	4.0
Student-teacher ratio in core subjects	21.4 to 1	Up from 20.7 to 1	21.2 to 1	20.1 to 1
Prime instructional time	90.0%	Down from 90.1%	91.3%	90.0%
Opportunities in the arts	Good	No Change	Good	Good
SACS accreditation	Yes	No Change	Yes	Yes
Parents attending conferences	96.7%	Down from 100.0%	100.0%	100.0%
Character development program	Excellent	No Change	Excellent	Excellent
Dollars spent per pupil**	\$7,386	Up 4.2%	\$7,122	\$7,364
Percent of expenditures for instruction**	76.0%	Up from 72.7%	70.0%	68.0%
Percent of expenditures for teacher salaries**	75.0%	Up from 72.2%	69.0%	66.0%
ESEA composite index score	87.3	Down from 91.1	98.5	88.0

* Length of contract = 185+ days.

** Prior year audited financial data available.

EVALUATION RESULTS

	Teachers	Students*	Parents*
Number of surveys returned	45	111	54
Percent satisfied with learning environment	100%	89.1%	96.2%
Percent satisfied with social and physical environment	100%	91%	96.3%
Percent satisfied with school-home relations	100%	93.7%	88.8%

*Only students at the highest elementary school grade level at this school and their parents were included.

REPORT OF PRINCIPAL AND SCHOOL IMPROVEMENT COUNCIL

The students, faculty, and parents of Springfield Elementary School continue to work together to establish a positive and caring learning community and provide opportunities for growth in academics, character, and community service. Springfield Elementary is pleased to report that our school earned an "A" for the state letter grade. Springfield Elementary also earned an "Excellent" Absolute Rating and an "Excellent" Growth Rating on our 2012 state report card. The Palmetto Gold Award was also earned by our school for the 2012-2013 school year in Recognition of Outstanding Academic Performance. The faculty at Springfield Elementary continues to strive for excellence in teaching instruction by implementing programs such as the Daily 5, enhancing our Response to Intervention (RTI) programs, and piloting a guided math program in multiple classrooms. Character education continues to be one of our focuses for student growth. Our character and positive recognition plan this year was for students to be a CHAMP. Our CHAMP program focused on the character traits of courage, honesty, admirable, motivated, and positive. Students nominated other students in their classroom once a month who showed leadership and set an example with these characteristics. Our school community continued to see success with our three major community service projects. Our school raised approximately 1000 pounds of food for the the district wide food drive. In our second year of participating in the "Red Bag Project", our students raised \$4500 to provide gifts to 36 children in need during the holiday season. Our school proudly was able to donate \$6600 for the "Pennies for Pasta" campaign for the Leukemia and Lymphoma Society. Our students, staff and parents continue to offer year-long extracurricular activities throughout the year such as Chorus & Drama, Knitting, School News Program, Environmental Club, Safety Patrol, Girls on the Run, Let Me Run, and Student Council. All of our achievements are made possible by our parents and PTA who support us by donating their time, talents, and financial support. Our PTA organized our "Boosterthon Fun Run" and "Rodeo Days" spirit week and carnival which all students are able to participate. They organized three book fairs and monthly family fun nights for our school families. Members of our PTA and staff worked together to secure a grant from the Art Council of York County to create a student art gallery for our students. It is located right beside our main office and is able to display over 80 pieces of art at a given time. The passion and hard work from our students, faculty, and parents working together has led our school to these accomplishments. We will continue to work together create a positive and caring school community for our students to learn and grow.

Peter R. Olinger, Principal/
Melissa Cota, SIC Chairperson

Comprehensive detail, including definitions of ratings, performance criteria, and explanations of status, is available on www.ed.sc.gov and www.eoc.sc.gov as well as school and school district websites.

Printed versions are available from school districts upon request.

Abbreviations Key

N/A Not Applicable N/AV Not Available N/C Not Collected N/R Not Reported I/S Insufficient Sample TBD To be determined

NI Newly Identified CSI Continuing School Improvement CA Corrective Action RP Plan to Restructure R Restructure DELAY School Improvement Status HOLD School Improvement Status