



SC Annual School Report Card Summary

Orchard Park Elementary School
 York 4
 Grades: K-5 Enrollment: 823
 Principal: Linda D. Locklier
 Superintendent: Dr. James N. Epps, Jr.
 Board Chair: Patrick White

PERFORMANCE

Comprehensive detail, including definitions of ratings, performance criteria, and explanations of status, is available on www.ed.sc.gov and www.eoc.sc.gov as well as school and school district websites. Printed versions are available from school districts upon request.

YEAR	ABSOLUTE RATING	GROWTH RATING	PALMETTO GOLD AND SILVER AWARD		ESEA/FEDERAL ACCOUNTABILITY RATING SYSTEM	
			General Performance	Closing the Gap	ESEA Grade	Accountability Indicator
2013	Excellent	Good	TBD	TBD	A	N/A
2012	Excellent	Excellent	Gold	N/A	A	N/A
2011	Excellent	Excellent	Gold	N/A	Met	N/A

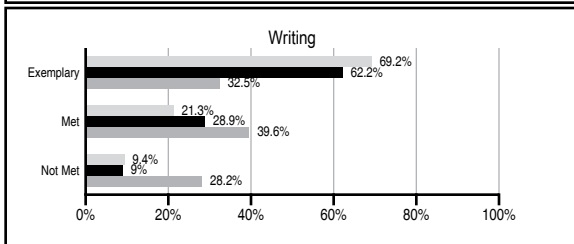
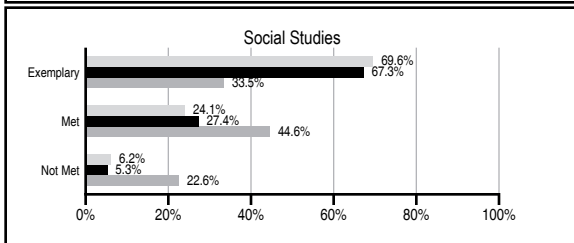
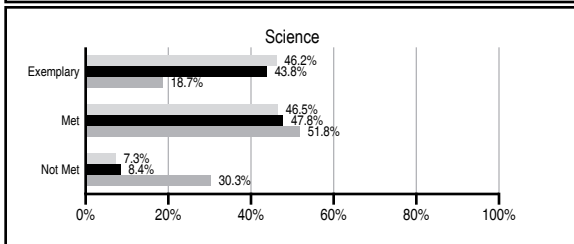
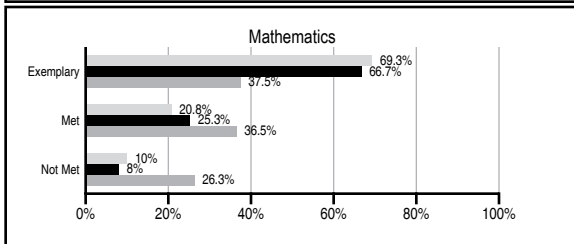
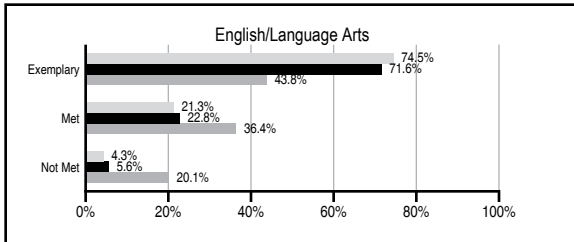
ABSOLUTE RATINGS OF ELEMENTARY SCHOOLS WITH STUDENTS LIKE OURS*

EXCELLENT	GOOD	AVERAGE	BELOW AVERAGE	AT-RISK
15	0	0	0	0

* Ratings are calculated with data available by 11/07/2013. Schools with Students Like Ours are Elementary Schools with Poverty Indices of no more than 5% above or below the index for this school.

PASS PERFORMANCE

Our School
 Elementary Schools with Students Like Ours
 Elementary schools statewide



NAEP PERFORMANCE*

* Performance reported for SC and nation, data not available at school level. Percentages at NAEP Achievement Levels.



SC PERFORMANCE VISION

By 2020 all students will graduate with the knowledge and skills necessary to compete successfully in the global economy, participate in a democratic society and contribute positively as members of families and communities.

Abbreviations Key

N/A Not Applicable N/AV Not Available N/C Not Collected N/R Not Reported I/S Insufficient Sample TBD To be determined

Orchard Park Elementary School [York 4]

SCHOOL PROFILE

	Our School	Change from Last Year	Elementary Schools with Students Like Ours	Median Elementary School
Students (n=823)				
Retention rate	0.6%	Down from 0.7%	0.4%	0.9%
Attendance rate	97.3%	Down from 97.4%	97.3%	96.3%
Served by gifted and talented program	17.9%	N/A	20.7%	7.2%
With disabilities	9.3%	N/A	10.0%	12.4%
Older than usual for grade	1.3%	N/A	0.6%	1.9%
Out-of-school suspensions or expulsions for violent and/or criminal offenses	0.0%	No Change	0.0%	0.0%
Teachers (n=54)				
Teachers with advanced degrees	64.8%	Up from 63.0%	66.1%	62.5%
Continuing contract teachers	94.4%	Up from 87.0%	88.5%	83.3%
Teachers returning from previous year	95.6%	Up from 86.3%	90.6%	88.3%
Teacher attendance rate	94.4%	Up from 94.1%	95.0%	95.0%
Average teacher salary*	\$51,717	Up 2.9%	\$49,416	\$48,193
Classes not taught by highly qualified teachers	0.0%	Down from 1.6%	0.0%	0.0%
Professional development days/teacher	10.9 days	Up from 9.0 days	10.8 days	11.0 days
School				
Principal's years at school	12.0	Up from 11.0	4.0	4.0
Student-teacher ratio in core subjects	20.3 to 1	Down from 20.7 to 1	21.4 to 1	20.1 to 1
Prime instructional time	90.0%	Down from 90.6%	91.4%	90.0%
Opportunities in the arts	Good	No Change	Good	Good
SACS accreditation	Yes	No Change	Yes	Yes
Parents attending conferences	100.0%	Up from 99.9%	100.0%	100.0%
Character development program	Good	Down from Excellent	Excellent	Excellent
Dollars spent per pupil**	\$6,304	Up 8.1%	\$6,992	\$7,364
Percent of expenditures for instruction**	76.0%	Up from 74.6%	71.5%	68.0%
Percent of expenditures for teacher salaries**	75.0%	Up from 73.8%	70.5%	66.0%
ESEA composite index score	95.2	Down from 96.2	98.6	88.0

* Length of contract = 185+ days.

** Prior year audited financial data available.

EVALUATION RESULTS

	Teachers	Students*	Parents*
Number of surveys returned	54	132	107
Percent satisfied with learning environment	87.1%	93.9%	94.4%
Percent satisfied with social and physical environment	100%	93.2%	94.3%
Percent satisfied with school-home relations	100%	96.9%	91.5%

*Only students at the highest elementary school grade level at this school and their parents were included.

REPORT OF PRINCIPAL AND SCHOOL IMPROVEMENT COUNCIL

Orchard Park Elementary School continues the quest for excellence in academics, wellness, citizenship and opportunities for each student. The school family has actively pursued a focus on academic pursuits, enrichment, and the establishment of a positive school culture.

We encourage every student to "Soar High With Pride" at Orchard Park, and we embrace initiatives that foster the development of our 820 pupils with opportunities for growth of the "whole child." Community service is an important endeavor at OPES as evidenced by student collections of food for the Fort Mill Care Center, making cards for members of the armed forces, providing assistance for the local animal shelter, raising money for Jump Rope for Heart and supporting the holiday Angel Tree. Individuals with interest participate in the School Patrol, the Breakfast Club, Lego Robotics, Buzzing with Buddies, Junior Achievement, Biztown, WEE Deliver, golf lessons, Recorder Club, Girls on the Run, Drama Club, the OPES news and the parent led Chess Clubs. The fifth grade continues their partnership with the Westminster Towers Retirement program. Our developmental guidance program emphasizes character traits monthly. Orchard Park is acknowledged as a bronze level winner in the Healthier U S Schools Initiative. Pupil achievement is recognized in the Student of the Month and Math Maniac programs, and the students won our 11th consecutive Palmetto Gold Award. Pupil progress is assessed through PASS tests, Measures of Academic Progress, Accelerated Reader, Fitness Grams, and the Developmental Reading Assessment.

Professional development time has been dedicated to the implementation of Common Core Standards. Teachers also took part in monthly technology workshops. Curriculum Nights brought large numbers of parents to school to learn about Google Docs, reading for meaning, RAZ kids, and the IXL and FASTT Math programs. Our teachers continue as lifelong learners, with 19 currently National Board Certified.

We are grateful for the support of our partners in education: OPES parents, district administrators and school board members, local businesses, community organizations and our very active PTO and School Improvement Council. The PTO purchased 6 security locks for badge entrance which were installed during the summer of 2012. Parents also helped to build 4 raised bed garden spaces. All stakeholders are invited to visit our website at www.fort-mill.k12.sc.us/OPES for additional information.

Linda Locklier, Principal
Michele Howard, SIC Chairperson

Dr.

Comprehensive detail, including definitions of ratings, performance criteria, and explanations of status, is available on www.ed.sc.gov and www.eoc.sc.gov as well as school and school district websites.

Printed versions are available from school districts upon request.

Abbreviations Key

N/A Not Applicable N/AV Not Available N/C Not Collected N/R Not Reported I/S Insufficient Sample TBD To be determined
NI Newly Identified CSI Continuing School Improvement CA Corrective Action RP Plan to Restructure R Restructure DELAY School Improvement Status HOLD School Improvement Status