



# SC Annual School Report Card Summary

Fort Mill Elementary School  
York 4

Grades: K-5

Enrollment: 765

Principal: Karen H. Helms

Superintendent: Dr. James N. Epps, Jr.

Board Chair: Patrick White

## PERFORMANCE

Comprehensive detail, including definitions of ratings, performance criteria, and explanations of status, is available on [www.ed.sc.gov](http://www.ed.sc.gov) and [www.eoc.sc.gov](http://www.eoc.sc.gov) as well as school and school district websites. Printed versions are available from school districts upon request.

YEAR	ABSOLUTE RATING	GROWTH RATING	PALMETTO GOLD AND SILVER AWARD		ESEA/FEDERAL ACCOUNTABILITY RATING SYSTEM	
			General Performance	Closing the Gap	ESEA Grade	Accountability Indicator
2013	Excellent	Good	TBD	TBD	B	N/A
2012	Excellent	Excellent	Gold	Silver	A	N/A
2011	Excellent	Excellent	Gold	N/A	Met	N/A

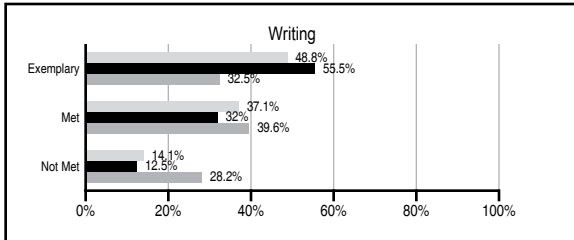
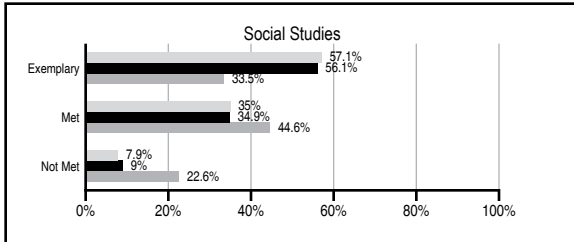
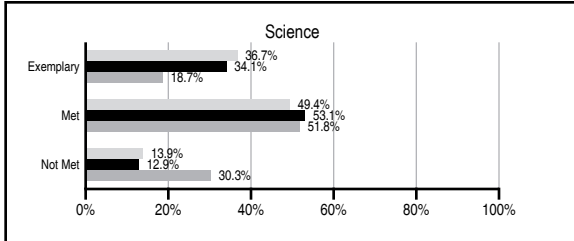
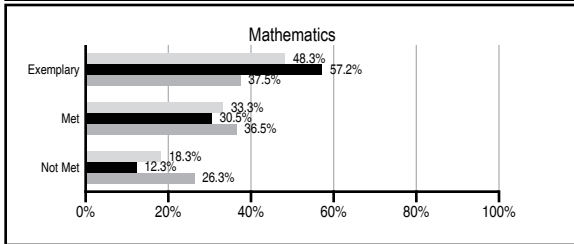
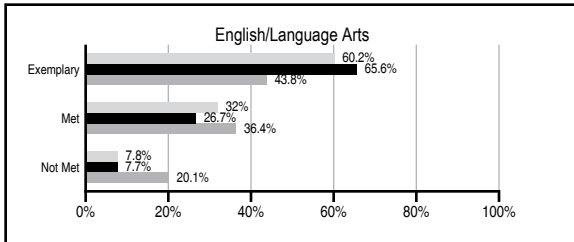
## ABSOLUTE RATINGS OF ELEMENTARY SCHOOLS WITH STUDENTS LIKE OURS\*

EXCELLENT	GOOD	AVERAGE	BELOW AVERAGE	AT-RISK
24	0	1	0	0

\* Ratings are calculated with data available by 11/07/2013. Schools with Students Like Ours are Elementary Schools with Poverty Indices of no more than 5% above or below the index for this school.



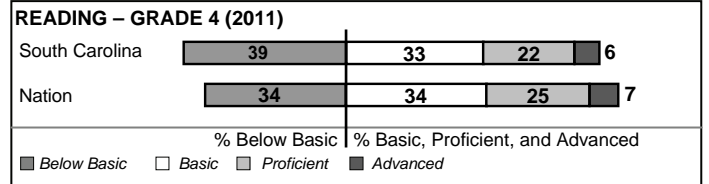
## PASS PERFORMANCE

Our School
  Elementary Schools with Students Like Ours
  Elementary schools statewide



## NAEP PERFORMANCE\*

\* Performance reported for SC and nation, data not available at school level. Percentages at NAEP Achievement Levels.



## SC PERFORMANCE VISION

*By 2020 all students will graduate with the knowledge and skills necessary to compete successfully in the global economy, participate in a democratic society and contribute positively as members of families and communities.*

### Abbreviations Key

N/A Not Applicable N/AV Not Available N/C Not Collected N/R Not Reported I/S Insufficient Sample TBD To be determined

# Fort Mill Elementary School [York 4]

## SCHOOL PROFILE

	Our School	Change from Last Year	Elementary Schools with Students Like Ours	Median Elementary School
<b>Students (n=765)</b>				
Retention rate	0.3%	Up from 0.1%	0.7%	0.9%
Attendance rate	97.3%	Down from 97.5%	96.8%	96.3%
Served by gifted and talented program	12.3%	N/A	14.5%	7.2%
With disabilities	7.8%	N/A	10.6%	12.4%
Older than usual for grade	0.5%	N/A	0.9%	1.9%
Out-of-school suspensions or expulsions for violent and/or criminal offenses	0.0%	No Change	0.0%	0.0%
<b>Teachers (n=52)</b>				
Teachers with advanced degrees	71.2%	Up from 66.0%	66.7%	62.5%
Continuing contract teachers	96.2%	Down from 98.0%	81.8%	83.3%
Teachers returning from previous year	89.5%	Up from 85.5%	90.4%	88.3%
Teacher attendance rate	96.0%	Up from 93.9%	95.1%	95.0%
Average teacher salary*	\$51,037	Up 4.0%	\$49,461	\$48,193
Classes not taught by highly qualified teachers	0.0%	No Change	0.0%	0.0%
Professional development days/teacher	11.0 days	Down from 14.1 days	10.8 days	11.0 days
<b>School</b>				
Principal's years at school	13.0	Up from 11.0	4.0	4.0
Student-teacher ratio in core subjects	16.2 to 1	Down from 17.4 to 1	20.7 to 1	20.1 to 1
Prime instructional time	91.7%	Up from 89.8%	90.9%	90.0%
Opportunities in the arts	Good	No Change	Good	Good
SACS accreditation	Yes	No Change	Yes	Yes
Parents attending conferences	95.9%	Down from 99.3%	100.0%	100.0%
Character development program	Good	Down from Excellent	Excellent	Excellent
Dollars spent per pupil**	\$6,290	Down 1.2%	\$7,088	\$7,364
Percent of expenditures for instruction**	76.0%	Up from 75.8%	69.5%	68.0%
Percent of expenditures for teacher salaries**	75.0%	Down from 75.1%	68.5%	66.0%
ESEA composite index score	87.1	Down from 91.8	93.4	88.0

\* Length of contract = 185+ days.

\*\* Prior year audited financial data available.

## EVALUATION RESULTS

	Teachers	Students*	Parents*
Number of surveys returned	52	127	78
Percent satisfied with learning environment	98.1%	85.8%	94.8%
Percent satisfied with social and physical environment	94%	83.4%	96.1%
Percent satisfied with school-home relations	98.1%	92.2%	92.3%

\*Only students at the highest elementary school grade level at this school and their parents were included.

## REPORT OF PRINCIPAL AND SCHOOL IMPROVEMENT COUNCIL

At FMES, student learning and achievement is our core value! FMES earned an "A" rating for the 2011-2012 school year, as well as a Palmetto Gold and Silver Award, reflecting strong PASS scores for 2011-2012 and for closing the achievement gap.

We consistently strive for excellence, and we initiated Common Core Math in grades K-2, with further expansion of content and grade levels each year, a new reading series in grades K-5, the Daily Five, Fountas & Pinnell Benchmark Assessments, and the Sounds in Motion Program. The Leveled Literacy Program was expanded, and technology remains a priority with the addition of Wireless Internet, Chromebooks, and iPads. A curriculum night was held to showcase student work related to the new Social Studies standards. Teachers completed a book study (Catching Struggling Readers Before They Fall), were trained in Common Core Math and ELA, and participated in a variety of technology workshops, including the use of iPads. The Accelerated Reader Program was upgraded, and the Fast Math, Odyssey, and "Bee Notes" programs remained. Many of our effective programs continued such as: Our "Character Bees" program, which rewards responsibility and positive behavior, Summer Lunch 'N Learn, Math Night, and Countdown to Kindergarten Sunshine Readers, Backpack Readers, History in a Backpack, the Archery program, book fairs, faculty luncheons, Career Day, Junior Achievement, Peer Buddies for Reading, Safety Patrol, and Girls on the Run. New security doors were installed in the facility to improve security within the building. New carpet was added in the office area and in the media center.

A variety of faculty fitness activities were offered, as well. PTO funding enabled expansion and completion of our paved walking path, "The Healthy Highway", providing teachers with an opportunity to expand wellness initiatives to students. A Healthy Nutrition Program was implemented throughout the district, and FMES provided nutritional facts and information to students on the morning announcements. Students' community service efforts included projects for the Humane Society, Fort Mill Care Center, Jump Rope for Heart, pediatric cancer, and a toy drive at Christmas.

"The mission of Fort Mill Elementary School and its community is to provide a quality education for our students. This process includes establishing a foundation for life-long learners who are responsible individuals and confident problem solvers in an ever-changing world." We expect to improve and to grow as we continue the high level of education we have provided in the past, despite funding and staffing challenges. Thanks to all who helped to make these achievements possible!

Robin Ketner, SIC Chairperson  
Jeanette M. Black, Principal

Comprehensive detail, including definitions of ratings, performance criteria, and explanations of status, is available on [www.ed.sc.gov](http://www.ed.sc.gov) and [www.eoc.sc.gov](http://www.eoc.sc.gov) as well as school and school district websites.

Printed versions are available from school districts upon request.

### Abbreviations Key

N/A Not Applicable N/AV Not Available N/C Not Collected N/R Not Reported I/S Insufficient Sample TBD To be determined

NI Newly Identified CSI Continuing School Improvement CA Corrective Action RP Plan to Restructure R Restructure DELAY School Improvement Status HOLD School Improvement Status