



SC Annual School Report Card Summary

Riverview Elementary School
York 4

Grades: PK-5

Enrollment: 541

Principal: Annette Chinchilla

Superintendent: Dr. James N. Epps, Jr.

Board Chair: Patrick White

PERFORMANCE

Comprehensive detail, including definitions of ratings, performance criteria, and explanations of status, is available on www.ed.sc.gov and www.eoc.sc.gov as well as school and school district websites. Printed versions are available from school districts upon request.

YEAR	ABSOLUTE RATING	GROWTH RATING	PALMETTO GOLD AND SILVER AWARD		ESEA/FEDERAL ACCOUNTABILITY RATING SYSTEM	
			General Performance	Closing the Gap	ESEA Grade	Accountability Indicator
2013	Excellent	Good	TBD	TBD	A	N/A
2012	Excellent	Excellent	Gold	Gold	A	N/A
2011	Excellent	Excellent	Gold	N/A	Met	N/A

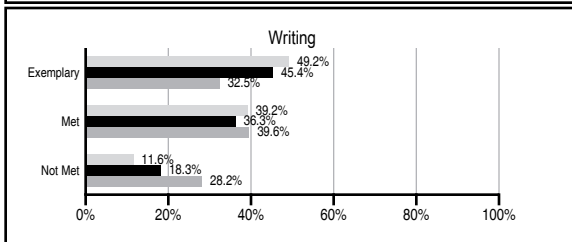
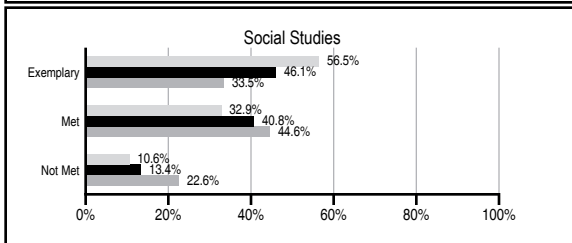
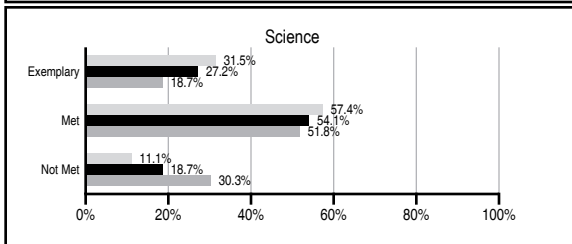
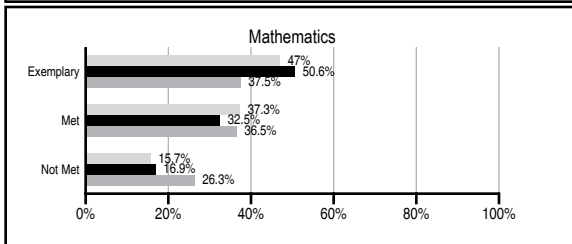
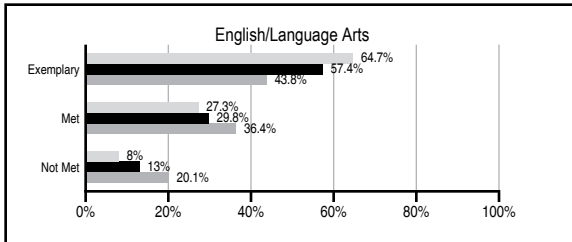
ABSOLUTE RATINGS OF ELEMENTARY SCHOOLS WITH STUDENTS LIKE OURS*

EXCELLENT	GOOD	AVERAGE	BELOW AVERAGE	AT-RISK
32	10	0	1	0

* Ratings are calculated with data available by 11/07/2013. Schools with Students Like Ours are Elementary Schools with Poverty Indices of no more than 5% above or below the index for this school.



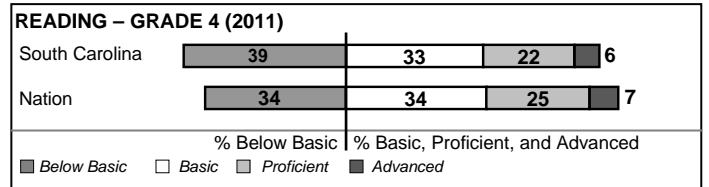
PASS PERFORMANCE

Our School
 Elementary Schools with Students Like Ours
 Elementary schools statewide



NAEP PERFORMANCE*

* Performance reported for SC and nation, data not available at school level. Percentages at NAEP Achievement Levels.



SC PERFORMANCE VISION

By 2020 all students will graduate with the knowledge and skills necessary to compete successfully in the global economy, participate in a democratic society and contribute positively as members of families and communities.

Abbreviations Key

N/A Not Applicable N/AV Not Available N/C Not Collected N/R Not Reported I/S Insufficient Sample TBD To be determined

Riverview Elementary School [York 4]

SCHOOL PROFILE

	Our School	Change from Last Year	Elementary Schools with Students Like Ours	Median Elementary School
Students (n=541)				
Retention rate	0.0%	Down from 0.5%	0.7%	0.9%
Attendance rate	96.7%	Down from 97.1%	96.8%	96.3%
Served by gifted and talented program	7.5%	N/A	12.3%	7.2%
With disabilities	12.9%	N/A	10.9%	12.4%
Older than usual for grade	0.5%	N/A	1.4%	1.9%
Out-of-school suspensions or expulsions for violent and/or criminal offenses	0.0%	No Change	0.0%	0.0%
Teachers (n=45)				
Teachers with advanced degrees	80.0%	Up from 72.7%	66.7%	62.5%
Continuing contract teachers	86.7%	Up from 86.4%	88.2%	83.3%
Teachers returning from previous year	89.6%	Up from 80.5%	89.7%	88.3%
Teacher attendance rate	94.2%	Down from 96.3%	94.8%	95.0%
Average teacher salary*	\$50,535	Down 1.6%	\$49,864	\$48,193
Classes not taught by highly qualified teachers	2.1%	Down from 2.3%	0.0%	0.0%
Professional development days/teacher	14.6 days	Up from 12.9 days	11.4 days	11.0 days
School				
Principal's years at school	12.0	Up from 11.0	5.0	4.0
Student-teacher ratio in core subjects	20.6 to 1	Down from 21.8 to 1	21.2 to 1	20.1 to 1
Prime instructional time	89.0%	Down from 91.8%	90.5%	90.0%
Opportunities in the arts	Good	No Change	Good	Good
SACS accreditation	Yes	No Change	Yes	Yes
Parents attending conferences	100.0%	No Change	100.0%	100.0%
Character development program	Good	No Change	Excellent	Excellent
Dollars spent per pupil**	\$8,421	Up 7.9%	\$7,142	\$7,364
Percent of expenditures for instruction**	71.0%	No Change	69.5%	68.0%
Percent of expenditures for teacher salaries**	70.0%	Down from 70.4%	67.0%	66.0%
ESEA composite index score	92.6	Down from 100.0	94.0	88.0

* Length of contract = 185+ days.

** Prior year audited financial data available.

REPORT OF PRINCIPAL AND SCHOOL IMPROVEMENT COUNCIL

Riverview Elementary School believes in "Children First" and our school motto is "Whatever it takes"! Our highly qualified staff focuses on an instructional program which emphasizes individualized learning and active student involvement in the learning process. As a result of this goal we were recently awarded the Palmetto Gold Award for student achievement as well as the Palmetto Gold Award for closing the achievement gap.

Riverview has experienced unprecedented fluctuations in our student population numbers due to the enrollment caps that were placed on two neighboring schools in our district. Riverview is fully accredited with the Southern Association of Colleges and Schools (SACS) and maintains an "all clear" status with the South Carolina Department of Education. Recently our school staff parents and community members worked together to reassess our safety plan. This was done cooperatively to assure that we are prepared for any crisis situation while ensuring students the opportunity to continue to grow socially, behaviorally, and academically.

Our students have the opportunity for learning outside of the classroom as well. Our "WHISK" (We Help Include Special Kids) group works with students in our school who have special needs. Our student body works with the Fort Mill Care Center, the humane society, and other care groups from the community. Our children can participate in groups that offer input for the school as well, such as the Go Green Group, the STARS (students taking a responsibility at school), the Nutrition Group, Safety Patrol, and many others. As a result of these and other programs we are developing leaders among both our staff and our students. Riverview Elementary believes that all children can learn with the input and support of all stakeholders. Our focus is on individualized instruction which actively engages all students giving them the foundation needed for success.

Yolanda Gordan – SIC Chairperson
Annette Chinchilla - Principal

EVALUATION RESULTS

	Teachers	Students*	Parents*
Number of surveys returned	48	79	49
Percent satisfied with learning environment	100%	89.8%	89.8%
Percent satisfied with social and physical environment	98%	87.2%	91.7%
Percent satisfied with school-home relations	93.9%	91%	89.6%

*Only students at the highest elementary school grade level at this school and their parents were included.

Comprehensive detail, including definitions of ratings, performance criteria, and explanations of status, is available on www.ed.sc.gov and www.eoc.sc.gov as well as school and school district websites.

Printed versions are available from school districts upon request.

Abbreviations Key

N/A Not Applicable N/AV Not Available N/C Not Collected N/R Not Reported I/S Insufficient Sample TBD To be determined
NI Newly Identified CSI Continuing School Improvement CA Corrective Action RP Plan to Restructure R Restructure DELAY School Improvement Status HOLD School Improvement Status