



SC Annual School Report Card Summary

Mount Holly Elementary School
 York 3 - Rock Hill
 Grades: K-5 Enrollment: 489
 Principal: Chris Beard
 Superintendent: Dr. Lynn P. Moody
 Board Chair: Jim Vining

PERFORMANCE

Comprehensive detail, including definitions of ratings, performance criteria, and explanations of status, is available on www.ed.sc.gov and www.eoc.sc.gov as well as school and school district websites. Printed versions are available from school districts upon request.

YEAR	ABSOLUTE RATING	GROWTH RATING	PALMETTO GOLD AND SILVER AWARD		ESEA/FEDERAL ACCOUNTABILITY RATING SYSTEM	
			General Performance	Closing the Gap	ESEA Grade	Accountability Indicator
2013	Good	Below Average	TBD	TBD	B	N/A
2012	Good	Excellent	Gold	N/A	B	N/A
2011	Good	Good	Silver	N/A	Not Met	N/A

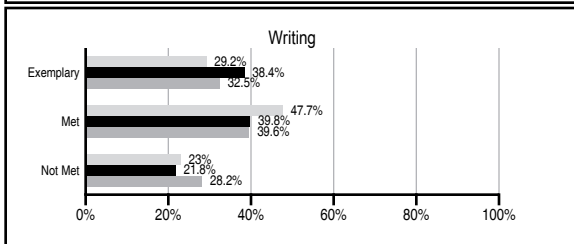
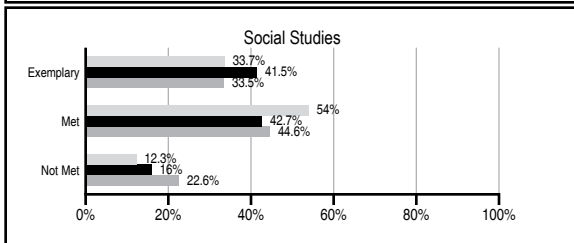
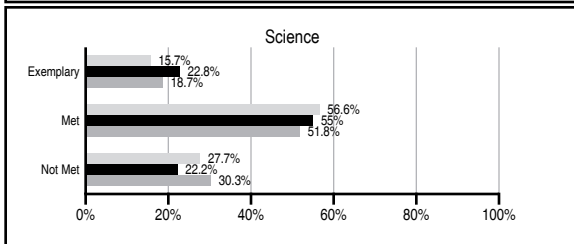
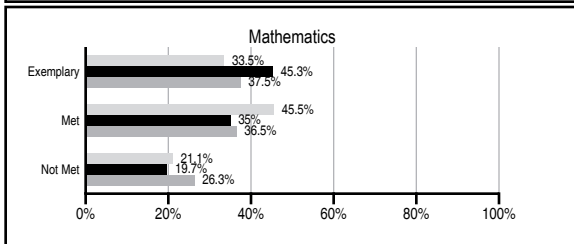
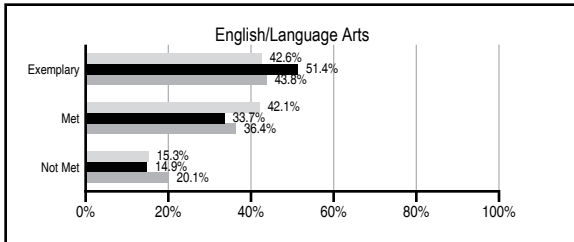
ABSOLUTE RATINGS OF ELEMENTARY SCHOOLS WITH STUDENTS LIKE OURS*

EXCELLENT	GOOD	AVERAGE	BELOW AVERAGE	AT-RISK
41	37	10	0	1

* Ratings are calculated with data available by 11/07/2013. Schools with Students Like Ours are Elementary Schools with Poverty Indices of no more than 5% above or below the index for this school.

PASS PERFORMANCE

Our School
 Elementary Schools with Students Like Ours
 Elementary schools statewide



NAEP PERFORMANCE*

* Performance reported for SC and nation, data not available at school level. Percentages at NAEP Achievement Levels.



SC PERFORMANCE VISION

By 2020 all students will graduate with the knowledge and skills necessary to compete successfully in the global economy, participate in a democratic society and contribute positively as members of families and communities.

Abbreviations Key

N/A Not Applicable N/AV Not Available N/C Not Collected N/R Not Reported I/S Insufficient Sample TBD To be determined

Mount Holly Elementary School [York 3 - Rock Hill]

SCHOOL PROFILE

	Our School	Change from Last Year	Elementary Schools with Students Like Ours	Median Elementary School
Students (n=489)				
Retention rate	1.2%	Up from 0.8%	0.9%	0.9%
Attendance rate	96.7%	Down from 97.0%	96.4%	96.3%
Served by gifted and talented program	6.9%	N/A	9.9%	7.2%
With disabilities	12.5%	N/A	11.7%	12.4%
Older than usual for grade	1.4%	N/A	1.4%	1.9%
Out-of-school suspensions or expulsions for violent and/or criminal offenses	0.0%	No Change	0.0%	0.0%
Teachers (n=32)				
Teachers with advanced degrees	62.5%	Down from 63.3%	64.4%	62.5%
Continuing contract teachers	93.8%	Up from 93.3%	86.7%	83.3%
Teachers returning from previous year	97.5%	Up from 96.4%	89.7%	88.3%
Teacher attendance rate	96.5%	Up from 93.7%	95.0%	95.0%
Average teacher salary*	\$49,719	Up 3.2%	\$49,290	\$48,193
Classes not taught by highly qualified teachers	0.0%	No Change	0.0%	0.0%
Professional development days/teacher	8.5 days	Down from 9.6 days	12.1 days	11.0 days
School				
Principal's years at school	5.0	Up from 4.0	5.0	4.0
Student-teacher ratio in core subjects	20.3 to 1	Down from 21.6 to 1	20.8 to 1	20.1 to 1
Prime instructional time	92.2%	Up from 88.9%	90.3%	90.0%
Opportunities in the arts	Good	No Change	Good	Good
SACS accreditation	Yes	No Change	Yes	Yes
Parents attending conferences	100.0%	No Change	100.0%	100.0%
Character development program	Average	No Change	Excellent	Excellent
Dollars spent per pupil**	\$6,088	Up 2.1%	\$7,006	\$7,364
Percent of expenditures for instruction**	72.0%	Up from 71.5%	69.0%	68.0%
Percent of expenditures for teacher salaries**	71.0%	Up from 70.7%	67.0%	66.0%
ESEA composite index score	88.6	Up from 88.5	90.9	88.0

* Length of contract = 185+ days.

** Prior year audited financial data available.

REPORT OF PRINCIPAL AND SCHOOL IMPROVEMENT COUNCIL

Mount Holly Elementary has had a wonderful year and we have been excited about the success of our students. As we completed our fifth year as a school family, we were honored to receive the Palmetto Gold Award for performance by our students on PASS.

During the 2012-2013 year, our PTO has assisted our school in numerous ways: raising funds for school supplies, dedicating hundreds of volunteer hours to assist our teachers, and providing whatever we needed to help us along our journey. Our SIC has worked on grant writing to assist us in raising funds to apply towards a walking track for our students. We are on the way to a healthier lifestyle for our students!

Our fourth and fifth graders participated in a production of The Little Mermaid, Jr. and provided our school with an excellent performance on the stage. After months of hard work, rehearsals, and extended school days, the cast and crew proved to our school that working as a team with all members doing their share of the work, success will come!

During the school year, our teachers participated in a variety of staff development opportunities to add additional strategies in their classroom in order to meet the varied needs of our students. We know that we are headed in the right direction and we will continue to build upon the solid foundation that we have established. Our goal is to help children grow into successful learners and to provide them with the support systems that will enable them to achieve whatever dreams that drive them to excel.

Chris Beard
Principal

Nicole Ledford
SIC Chair

EVALUATION RESULTS

	Teachers	Students*	Parents*
Number of surveys returned	29	87	60
Percent satisfied with learning environment	100%	95.4%	90%
Percent satisfied with social and physical environment	100%	97.7%	93.5%
Percent satisfied with school-home relations	92.9%	94.3%	95.1%

*Only students at the highest elementary school grade level at this school and their parents were included.

Comprehensive detail, including definitions of ratings, performance criteria, and explanations of status, is available on www.ed.sc.gov and www.eoc.sc.gov as well as school and school district websites.

Printed versions are available from school districts upon request.

Abbreviations Key

N/A Not Applicable N/AV Not Available N/C Not Collected N/R Not Reported I/S Insufficient Sample TBD To be determined
NI Newly Identified CSI Continuing School Improvement CA Corrective Action RP Plan to Restructure R Restructure DELAY School Improvement Status HOLD School Improvement Status