



# SC Annual School Report Card Summary

India Hook Elementary  
 York 3 - Rock Hill  
 Grades: K-5 Enrollment: 598  
 Principal: Crystal Guyton  
 Superintendent: Dr. Lynn P. Moody  
 Board Chair: Jim Vining

## PERFORMANCE

Comprehensive detail, including definitions of ratings, performance criteria, and explanations of status, is available on [www.ed.sc.gov](http://www.ed.sc.gov) and [www.eoc.sc.gov](http://www.eoc.sc.gov) as well as school and school district websites. Printed versions are available from school districts upon request.

YEAR	ABSOLUTE RATING	GROWTH RATING	PALMETTO GOLD AND SILVER AWARD		ESEA/FEDERAL ACCOUNTABILITY RATING SYSTEM	
			General Performance	Closing the Gap	ESEA Grade	Accountability Indicator
2013	Excellent	Good	TBD	TBD	A	N/A
2012	Excellent	Excellent	Gold	N/A	A	N/A
2011	Excellent	Excellent	Gold	N/A	Met	N/A

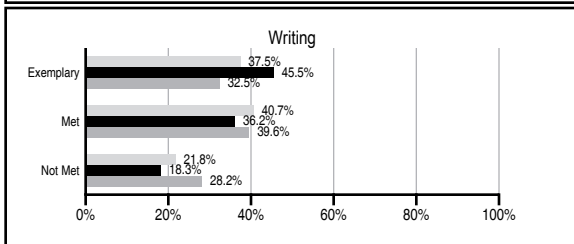
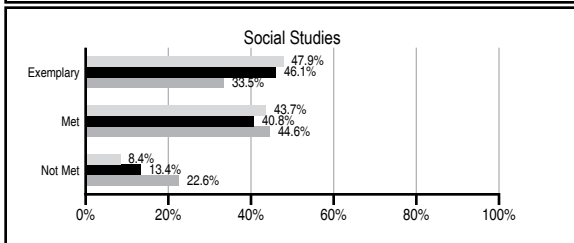
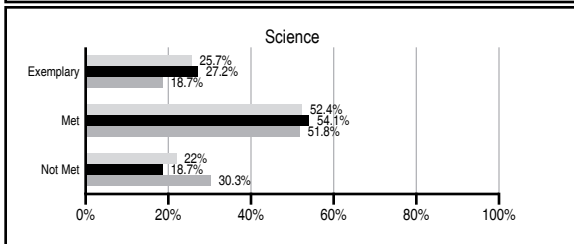
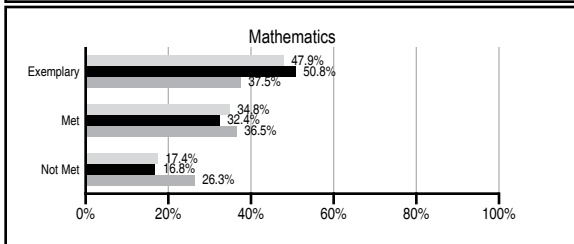
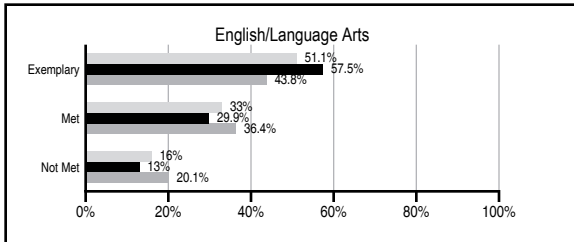
## ABSOLUTE RATINGS OF ELEMENTARY SCHOOLS WITH STUDENTS LIKE OURS\*

EXCELLENT	GOOD	AVERAGE	BELOW AVERAGE	AT-RISK
33	10	0	1	0

\* Ratings are calculated with data available by 11/07/2013. Schools with Students Like Ours are Elementary Schools with Poverty Indices of no more than 5% above or below the index for this school.

## PASS PERFORMANCE

Our School  
 Elementary Schools with Students Like Ours  
 Elementary schools statewide



## NAEP PERFORMANCE\*

\* Performance reported for SC and nation, data not available at school level. Percentages at NAEP Achievement Levels.



## SC PERFORMANCE VISION

*By 2020 all students will graduate with the knowledge and skills necessary to compete successfully in the global economy, participate in a democratic society and contribute positively as members of families and communities.*

### Abbreviations Key

N/A Not Applicable N/AV Not Available N/C Not Collected N/R Not Reported I/S Insufficient Sample TBD To be determined

# India Hook Elementary [York 3 - Rock Hill]

## SCHOOL PROFILE

	Our School	Change from Last Year	Elementary Schools with Students Like Ours	Median Elementary School
<b>Students (n=598)</b>				
Retention rate	0.0%	No Change	0.8%	0.9%
Attendance rate	96.4%	Down from 96.6%	96.8%	96.3%
Served by gifted and talented program	8.7%	N/A	12.1%	7.2%
With disabilities	8.9%	N/A	11.1%	12.4%
Older than usual for grade	1.3%	N/A	1.4%	1.9%
Out-of-school suspensions or expulsions for violent and/or criminal offenses	0.0%	No Change	0.0%	0.0%
<b>Teachers (n=34)</b>				
Teachers with advanced degrees	73.5%	Down from 75.8%	65.9%	62.5%
Continuing contract teachers	88.2%	Down from 90.9%	88.2%	83.3%
Teachers returning from previous year	94.9%	Up from 93.7%	89.7%	88.3%
Teacher attendance rate	96.5%	Up from 95.2%	94.9%	95.0%
Average teacher salary*	\$49,618	Up 4.3%	\$49,852	\$48,193
Classes not taught by highly qualified teachers	0.0%	No Change	0.0%	0.0%
Professional development days/teacher	6.8 days	Down from 11.0 days	11.5 days	11.0 days
<b>School</b>				
Principal's years at school	6.0	No Change	5.0	4.0
Student-teacher ratio in core subjects	21.2 to 1	Up from 20.5 to 1	21.1 to 1	20.1 to 1
Prime instructional time	91.6%	Up from 89.7%	90.4%	90.0%
Opportunities in the arts	Good	No Change	Good	Good
SACS accreditation	Yes	No Change	Yes	Yes
Parents attending conferences	100.0%	Up from 95.3%	100.0%	100.0%
Character development program	Good	Up from Average	Excellent	Excellent
Dollars spent per pupil**	\$5,704	Down 1.7%	\$7,148	\$7,364
Percent of expenditures for instruction**	73.0%	Down from 73.8%	69.0%	68.0%
Percent of expenditures for teacher salaries**	72.0%	Down from 72.7%	67.0%	66.0%
ESEA composite index score	91.1	Down from 99.8	93.4	88.0

\* Length of contract = 185+ days.

\*\* Prior year audited financial data available.

## EVALUATION RESULTS

	Teachers	Students*	Parents*
Number of surveys returned	26	74	66
Percent satisfied with learning environment	84.7%	97.3%	92.5%
Percent satisfied with social and physical environment	96.1%	97.3%	94%
Percent satisfied with school-home relations	100%	93.2%	87.9%

\*Only students at the highest elementary school grade level at this school and their parents were included.

## REPORT OF PRINCIPAL AND SCHOOL IMPROVEMENT COUNCIL

India Hook Elementary is located in Rock Hill, South Carolina, 20 miles south of Charlotte, North Carolina. Our school was established in 2007, beginning with 450 students. We have grown to 610 students as of April 2013. During the 2007-2008 school year, we received an absolute rating in test performance of good with a below average growth rating. Over the past five years, we have improved our test scores to an absolute rating of excellent as well as a growth rating of excellent.

This year, for the fourth year in a row, we have been recognized by our state as a Palmetto Gold recipient. We are extremely proud of this honor because it is the highest honor possible in South Carolina. For our staff, this award signifies the level of our commitment and our belief that every child can and will learn.

When our school opened in 2007, our demographics were quite different than now. At that point, we served a population with 28% qualifying for free or reduced meals. This is based on household income. Currently, we serve a population with 44% qualifying for free or reduced meals. We accept and support every child where they are academically, but we also challenge and support children with many unique needs. Included in our population are 7 kindergarten special needs students in a developmentally delayed classroom. We also serve 66 children with IEPs related to learning disabilities, 9 students with 504 Plans, and 75 ESOL students. As you can see, we are quite diverse.

Professional development is crucial for teachers to continue to learn and to continually evolve to meet the changing needs of students. This year we have studied the development of PLCs (Professional Learning Communities). Our teachers participated in a book study of Building a Professional Learning Community At Work. The study began last summer with topics around committing to a common purpose. The study moved through creating trust, supporting team development, weathering challenges, and connecting data analysis and instructional improvement.

Our four year partnership with Winthrop University has proven to be beneficial for both interns and teachers. Over the past four years, we have hired four teachers from the interns that we hosted in our building. All four are excellent teachers and have raised the bar with use of technology in the classroom and have embraced the power of collaboration. Last year we hosted 17 interns at India Hook. This year, we have hosted 12. The energy these young professionals bring to our building challenges all of us to continue our evolution as educators as we strive to meet the needs of digital natives.

Through our partnership with Winthrop, we have also been given an unbelievable opportunity to participate in an international conference this summer in China. Mrs. Guyton will be traveling with two teachers, Mrs. Rollings and Ms. Bunchman, to Beijing and Heifi to replicate a typical India Hook classroom and will have two days to teach the students in these classrooms.

We are excited to be one of only four schools in the United States to be selected for this international conference and cannot wait to learn from our China partner schools, Cuiwei Primary in Beijing and Anhui

Primary in Heifi. Our hope is to gain a global view of education and to share this experience with our students in Rock Hill.

While our staff and families agree that academic success is important, we also encourage and support physical health and fitness. Healthy students think better, have better attendance, and perform at higher levels than unhealthy peers.

Because our parents and staff feel so strongly about physical health, we have modified our fund raising efforts to include a spring fun run. This run is a culminating event

Comprehensive detail, including definitions of ratings, performance criteria, and explanations of status, is available on [www.ed.sc.gov](http://www.ed.sc.gov) and [www.eoc.sc.gov](http://www.eoc.sc.gov) as well as school and school district websites.

Printed versions are available from school districts upon request.

### Abbreviations Key

N/A Not Applicable N/AV Not Available N/C Not Collected N/R Not Reported I/S Insufficient Sample TBD To be determined

NI Newly Identified CSI Continuing School Improvement CA Corrective Action RP Plan to Restructure R Restructure DELAY School Improvement Status HOLD School Improvement Status