



SC Annual School Report Card Summary

MT GALLANT ELEMENTARY
 York 3 - Rock Hill
 Grades: K-5 Enrollment: 461
 Principal: Ms. Latoya Dixon
 Superintendent: Dr. Lynn P. Moody
 Board Chair: Jim Vining

PERFORMANCE

Comprehensive detail, including definitions of ratings, performance criteria, and explanations of status, is available on www.ed.sc.gov and www.eoc.sc.gov as well as school and school district websites. Printed versions are available from school districts upon request.

YEAR	ABSOLUTE RATING	GROWTH RATING	PALMETTO GOLD AND SILVER AWARD		ESEA/FEDERAL ACCOUNTABILITY RATING SYSTEM	
			General Performance	Closing the Gap	ESEA Grade	Accountability Indicator
2013	Excellent	Good	TBD	TBD	A	N/A
2012	Excellent	Good	Gold	N/A	A	N/A
2011	Good	Good	Silver	N/A	Met	N/A

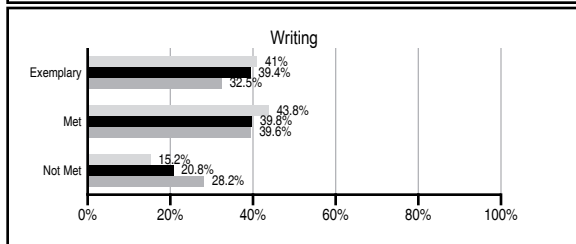
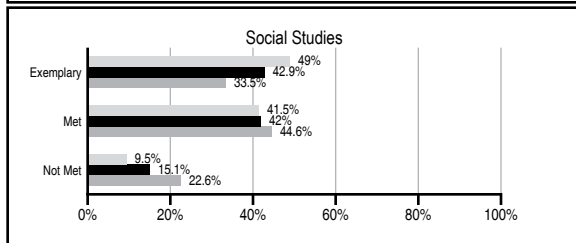
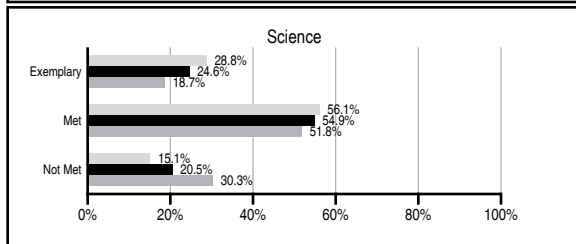
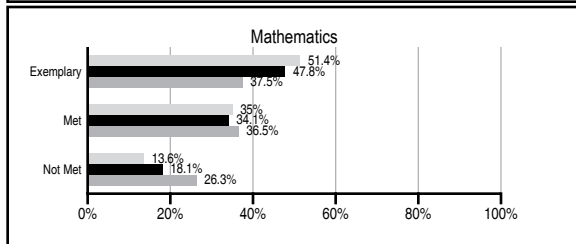
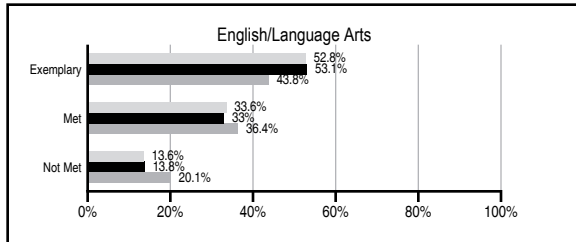
ABSOLUTE RATINGS OF ELEMENTARY SCHOOLS WITH STUDENTS LIKE OURS*

EXCELLENT	GOOD	AVERAGE	BELOW AVERAGE	AT-RISK
39	25	5	0	0

* Ratings are calculated with data available by 11/07/2013. Schools with Students Like Ours are Elementary Schools with Poverty Indices of no more than 5% above or below the index for this school.

PASS PERFORMANCE

Our School
 Elementary Schools with Students Like Ours
 Elementary schools statewide



NAEP PERFORMANCE*

* Performance reported for SC and nation, data not available at school level. Percentages at NAEP Achievement Levels.



SC PERFORMANCE VISION

By 2020 all students will graduate with the knowledge and skills necessary to compete successfully in the global economy, participate in a democratic society and contribute positively as members of families and communities.

Abbreviations Key

N/A Not Applicable N/AV Not Available N/C Not Collected N/R Not Reported I/S Insufficient Sample TBD To be determined

MT GALLANT ELEMENTARY [York 3 - Rock Hill]

SCHOOL PROFILE

	Our School	Change from Last Year	Elementary Schools with Students Like Ours	Median Elementary School
Students (n=461)				
Retention rate	0.2%	No Change	0.8%	0.9%
Attendance rate	96.7%	Down from 97.2%	96.6%	96.3%
Served by gifted and talented program	8.9%	N/A	10.1%	7.2%
With disabilities	10.2%	N/A	11.3%	12.4%
Older than usual for grade	0.2%	N/A	1.3%	1.9%
Out-of-school suspensions or expulsions for violent and/or criminal offenses	N/R	N/R	0.0%	0.0%
Teachers (n=30)				
Teachers with advanced degrees	63.3%	Up from 58.6%	64.4%	62.5%
Continuing contract teachers	80.0%	Down from 86.2%	83.3%	83.3%
Teachers returning from previous year	88.6%	Down from 88.9%	89.8%	88.3%
Teacher attendance rate	97.0%	Up from 95.7%	95.5%	95.0%
Average teacher salary*	\$50,175	Up 0.4%	\$49,245	\$48,193
Classes not taught by highly qualified teachers	0.0%	No Change	0.0%	0.0%
Professional development days/teacher	N/R	N/R	11.0 days	11.0 days
School				
Principal's years at school	N/R	N/R	4.0	4.0
Student-teacher ratio in core subjects	N/R	N/R	20.7 to 1	20.1 to 1
Prime instructional time	92.8%	Up from 91.5%	90.7%	90.0%
Opportunities in the arts	N/R	N/R	Good	Good
SACS accreditation	N/R	N/R	Yes	Yes
Parents attending conferences	N/R	N/R	100.0%	100.0%
Character development program	N/R	N/R	Excellent	Excellent
Dollars spent per pupil**	\$6,319	Up 2.4%	\$6,934	\$7,364
Percent of expenditures for instruction**	72.0%	Down from 73.4%	69.0%	68.0%
Percent of expenditures for teacher salaries**	71.0%	Down from 73.0%	67.0%	66.0%
ESEA composite index score	99.8	Up from 98.0	91.5	88.0

* Length of contract = 185+ days.

** Prior year audited financial data available.

EVALUATION RESULTS

	Teachers	Students*	Parents*
Number of surveys returned	31	71	43
Percent satisfied with learning environment	96.8%	95.8%	97.7%
Percent satisfied with social and physical environment	100%	88.7%	97.7%
Percent satisfied with school-home relations	100%	86.8%	95.3%

*Only students at the highest elementary school grade level at this school and their parents were included.

REPORT OF PRINCIPAL AND SCHOOL IMPROVEMENT COUNCIL

Mt. Gallant Elementary School strives for continuous improvement each school year. We are proud of the accomplishments of our staff, parents, and students. Our school has a long standing tradition of excellence and we work diligently to make forward progress in the area of student achievement each school year. Our teachers continue to work as a Professional Learning Community and collaborate to plan engaging lessons, analyzing data, and using it to inform their instruction.

We have been blessed with a large support group of parents and community volunteers who log thousands of hours of service to our school each year. The Mount Gallant PTA is always at work in some capacity. The School Improvement Council also continues to work diligently to benefit the students of Mt. Gallant School.

The students at Mount Gallant are exposed to a variety of programs and activities used to help them learn and prepare them for success. We are extremely proud of our selection as a 2013 S.C. School of Character. We continue to implement our character education program, "The Knight Way is the Right Way", and our character and leadership development club for boys known as Knights of the Roundtable and our club for girls known as Gallant Girls club. Our clubs focus on leadership and social skills that greatly impact the academic success of students.

We are extremely proud of our 2012 Palmetto Silver Award and are committed to working as a professional learning community. We will continue to work to ensure that all students are receiving a quality educational experience at Mt. Gallant Elementary school and believe that by working together with students, parents, and the greater school community we will be able to continue the progress made thus far. Our commitment to providing an engaging educational experience for each child is unwavering, and we are dedicated to our work as we prepare our future, one child at a time.

Latoya N. Dixon, Principal
Helena Miller, SIC Chair

Comprehensive detail, including definitions of ratings, performance criteria, and explanations of status, is available on www.ed.sc.gov and www.eoc.sc.gov as well as school and school district websites.

Printed versions are available from school districts upon request.

Abbreviations Key

N/A Not Applicable N/AV Not Available N/C Not Collected N/R Not Reported I/S Insufficient Sample TBD To be determined
NI Newly Identified CSI Continuing School Improvement CA Corrective Action RP Plan to Restructure R Restructure DELAY School Improvement Status HOLD School Improvement Status