



SC Annual School Report Card Summary

Independence Elementary
 York 3 - Rock Hill
 Grades: PK-5 Enrollment: 536
 Principal: Marc Swygert
 Superintendent: Dr. Lynn P. Moody
 Board Chair: Jim Vining

PERFORMANCE

Comprehensive detail, including definitions of ratings, performance criteria, and explanations of status, is available on www.ed.sc.gov and www.eoc.sc.gov as well as school and school district websites. Printed versions are available from school districts upon request.

YEAR	ABSOLUTE RATING	GROWTH RATING	PALMETTO GOLD AND SILVER AWARD		ESEA/FEDERAL ACCOUNTABILITY RATING SYSTEM	
			General Performance	Closing the Gap	ESEA Grade	Accountability Indicator
2013	Good	Average	TBD	TBD	B	Reward
2012	Good	Excellent	Gold	Gold	B	Reward
2011	Average	Average	Silver	N/A	Not Met	N/A

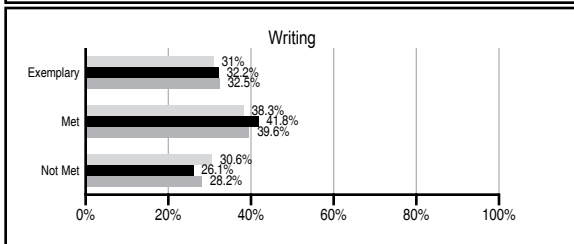
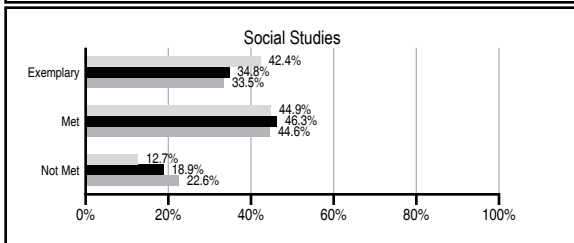
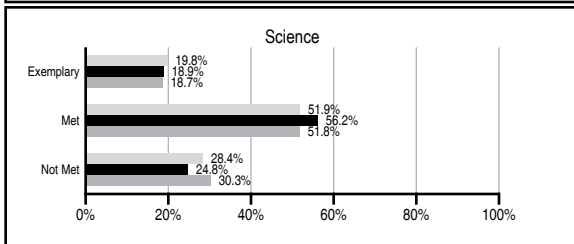
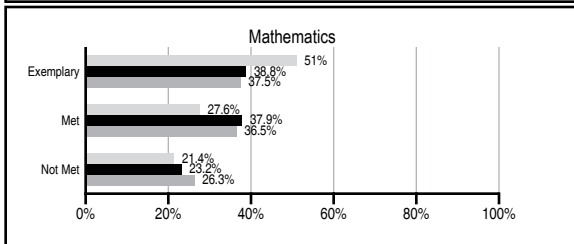
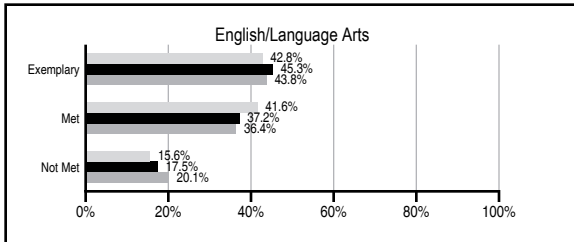
ABSOLUTE RATINGS OF ELEMENTARY SCHOOLS WITH STUDENTS LIKE OURS*

EXCELLENT	GOOD	AVERAGE	BELOW AVERAGE	AT-RISK
26	44	47	0	0

* Ratings are calculated with data available by 11/07/2013. Schools with Students Like Ours are Elementary Schools with Poverty Indices of no more than 5% above or below the index for this school.

PASS PERFORMANCE

Our School
 Elementary Schools with Students Like Ours
 Elementary schools statewide



NAEP PERFORMANCE*

* Performance reported for SC and nation, data not available at school level. Percentages at NAEP Achievement Levels.



SC PERFORMANCE VISION

By 2020 all students will graduate with the knowledge and skills necessary to compete successfully in the global economy, participate in a democratic society and contribute positively as members of families and communities.

Abbreviations Key

N/A Not Applicable N/AV Not Available N/C Not Collected N/R Not Reported I/S Insufficient Sample TBD To be determined

Independence Elementary [York 3 - Rock Hill]

SCHOOL PROFILE

	Our School	Change from Last Year	Elementary Schools with Students Like Ours	Median Elementary School
Students (n=536)				
Retention rate	0.2%	Up from 0.0%	1.3%	0.9%
Attendance rate	95.9%	Down from 96.2%	96.2%	96.3%
Served by gifted and talented program	7.0%	N/A	8.6%	7.2%
With disabilities	11.3%	N/A	13.7%	12.4%
Older than usual for grade	0.9%	N/A	2.3%	1.9%
Out-of-school suspensions or expulsions for violent and/or criminal offenses	0.0%	No Change	0.0%	0.0%
Teachers (n=34)				
Teachers with advanced degrees	64.7%	Up from 63.6%	62.8%	62.5%
Continuing contract teachers	85.3%	Down from 100.0%	85.7%	83.3%
Teachers returning from previous year	91.7%	Down from 93.9%	89.2%	88.3%
Teacher attendance rate	96.3%	Up from 95.6%	95.0%	95.0%
Average teacher salary*	\$49,382	Up 3.0%	\$48,652	\$48,193
Classes not taught by highly qualified teachers	0.0%	No Change	0.0%	0.0%
Professional development days/teacher	12.4 days	Up from 9.9 days	11.0 days	11.0 days
School				
Principal's years at school	3.0	Up from 2.0	4.0	4.0
Student-teacher ratio in core subjects	22.3 to 1	Up from 21.6 to 1	20.3 to 1	20.1 to 1
Prime instructional time	91.0%	Up from 89.4%	90.0%	90.0%
Opportunities in the arts	Good	No Change	Good	Good
SACS accreditation	Yes	No Change	Yes	Yes
Parents attending conferences	99.5%	Up from 96.7%	100.0%	100.0%
Character development program	Good	No Change	Excellent	Excellent
Dollars spent per pupil**	\$6,097	Up 2.9%	\$7,043	\$7,364
Percent of expenditures for instruction**	74.0%	Up from 73.4%	68.0%	68.0%
Percent of expenditures for teacher salaries**	72.0%	Down from 73.4%	66.0%	66.0%
ESEA composite index score	89.4	Up from 89.0	88.2	88.0

* Length of contract = 185+ days.

** Prior year audited financial data available.

EVALUATION RESULTS

	Teachers	Students*	Parents*
Number of surveys returned	19	80	62
Percent satisfied with learning environment	94.7%	93.8%	87.1%
Percent satisfied with social and physical environment	94.8%	90.9%	88.6%
Percent satisfied with school-home relations	89.4%	94.9%	89.4%

*Only students at the highest elementary school grade level at this school and their parents were included.

REPORT OF PRINCIPAL AND SCHOOL IMPROVEMENT COUNCIL

Independence Elementary School serves a diverse suburban population of over 575 students and has celebrated many successes in the 2012-13 school year. We continued to implement our district strategic plan, the Rock Hill Climb, by increasing parental involvement and strategies to enrich student learning across the curriculum. Based on our district strategic plan and information gathered about our school, we continued to work on writing instruction and Response to Intervention in math and ELA, in addition to increasing our focus on science inquiry. Independence Elementary was proud to be the only RHSD3 elementary school to receive the Palmetto Gold Award for outstanding student performance and the Palmetto Gold Award for excellent results in Closing the Achievement Gaps based on PASS scores. The combination of these two awards reaffirms that all students at Independence are learning at high levels. Independence is committed to inquiry-based learning and differentiated instruction. The school implemented the state's Response to Intervention Model to continue its improvement in closing the achievement gap. Response to Intervention implementation included Tier I instruction with fidelity, Tier II targeted interventions, and Tier III intensive support. Late start days and after-school professional development were devoted to teacher collaboration and vertical alignment of common formative assessments, and writing instruction. While we continue many of the programs that have helped our students to be successful in the past, we have also added a Science Club, Independence Investigators, a Science Fair, and participated in the Science Bowl to stimulate student interest and engage students in inquiry-based learning.

Community connections continued to improve through planned PTO, Title I, and school events including a Fall Carnival, Spring Bingo Night, Field Studies, Family Fitness, The Price is Right: Money Matters, and Pennies for Pasta. The PTO supported the school financially by purchasing classroom supplies, funding the Art Club, recognizing student achievements, purchasing books for a summer literacy program, and maintaining the school aviary. Students had an array of opportunities in which to participate, including Dance Team, Step Team, Lady Patriots, Recycling Club, Battle of the Books, Safety Patrol, and Student Council. Our school partnered with Rock Hill High School to invite high school students to assist and mentor our students through the Teacher Cadet program. This year we continued the Watch D.O.G.S. Dads, a program designed to invite and encourage dads and other important male figures to volunteer in our school. We plan to continue and expand on these programs in the coming year.

Independence Elementary believes in the power of technology. Independence was the 1st school in our district to hold a Parent Information Night about the district's iRock initiative. We currently have a 2nd grade challenged-based learning class and have purchased many iPads which are used school-wide. Students are encouraged to bring their own devices to use. We believe in iRock: Learning Anytime, Anywhere!

Jill Pappas, Principal
Amanda Haskin, SIC President

Comprehensive detail, including definitions of ratings, performance criteria, and explanations of status, is available on www.ed.sc.gov and www.eoc.sc.gov as well as school and school district websites.

Printed versions are available from school districts upon request.

Abbreviations Key

N/A Not Applicable N/AV Not Available N/C Not Collected N/R Not Reported I/S Insufficient Sample TBD To be determined

NI Newly Identified CSI Continuing School Improvement CA Corrective Action RP Plan to Restructure R Restructure DELAY School Improvement Status HOLD School Improvement Status