



SC Annual School Report Card Summary

The Children's School at Sylvia Circle
 York 3 - Rock Hill
 Grades: PK-5 Enrollment: 364
 Principal: Jacqueline G. Jones
 Superintendent: Dr. Lynn P. Moody
 Board Chair: Jim Vining

PERFORMANCE

Comprehensive detail, including definitions of ratings, performance criteria, and explanations of status, is available on www.ed.sc.gov and www.eoc.sc.gov as well as school and school district websites. Printed versions are available from school districts upon request.

YEAR	ABSOLUTE RATING	GROWTH RATING	PALMETTO GOLD AND SILVER AWARD		ESEA/FEDERAL ACCOUNTABILITY RATING SYSTEM	
			General Performance	Closing the Gap	ESEA Grade	Accountability Indicator
2013	Good	At-Risk	TBD	TBD	B	N/A
2012	Excellent	Excellent	Gold	N/A	A	N/A
2011	Excellent	Good	Gold	N/A	Not Met	N/A

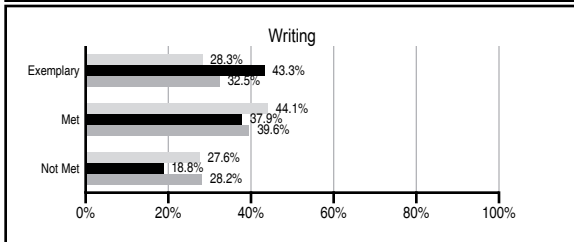
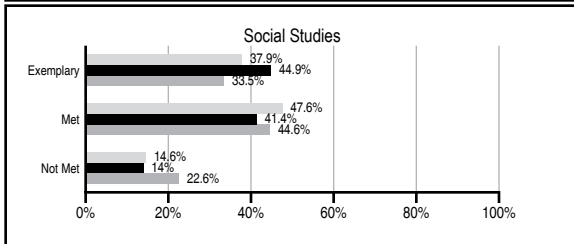
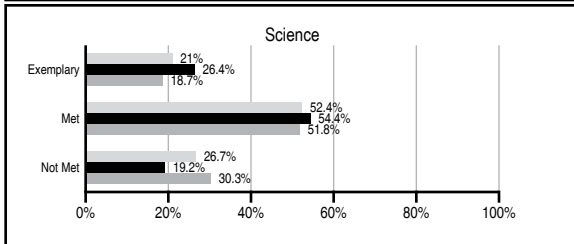
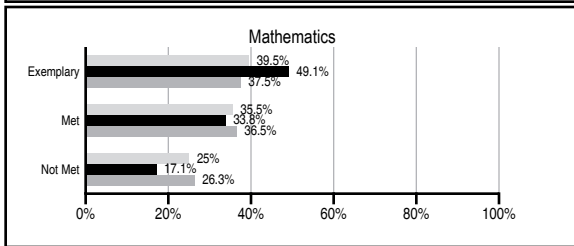
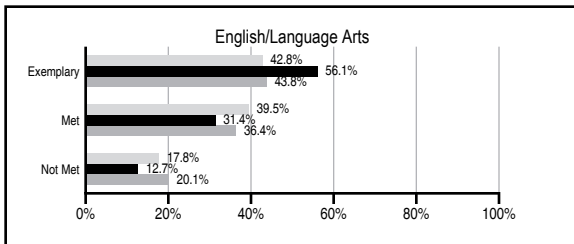
ABSOLUTE RATINGS OF ELEMENTARY SCHOOLS WITH STUDENTS LIKE OURS*

EXCELLENT	GOOD	AVERAGE	BELOW AVERAGE	AT-RISK
39	15	1	1	0

* Ratings are calculated with data available by 11/07/2013. Schools with Students Like Ours are Elementary Schools with Poverty Indices of no more than 5% above or below the index for this school.

PASS PERFORMANCE

Our School
 Elementary Schools with Students Like Ours
 Elementary schools statewide



NAEP PERFORMANCE*

* Performance reported for SC and nation, data not available at school level. Percentages at NAEP Achievement Levels.



SC PERFORMANCE VISION

By 2020 all students will graduate with the knowledge and skills necessary to compete successfully in the global economy, participate in a democratic society and contribute positively as members of families and communities.

Abbreviations Key

N/A Not Applicable N/AV Not Available N/C Not Collected N/R Not Reported I/S Insufficient Sample TBD To be determined

**The Children's School at Sylvia Circle
[York 3 - Rock Hill]**

SCHOOL PROFILE

	Our School	Change from Last Year	Elementary Schools with Students Like Ours	Median Elementary School
Students (n=364)				
Retention rate	1.1%	Up from 0.9%	0.8%	0.9%
Attendance rate	97.6%	Down from 97.9%	96.8%	96.3%
Served by gifted and talented program	10.9%	N/A	11.2%	7.2%
With disabilities	7.7%	N/A	11.3%	12.4%
Older than usual for grade	1.7%	N/A	1.4%	1.9%
Out-of-school suspensions or expulsions for violent and/or criminal offenses	0.0%	No Change	0.0%	0.0%
Teachers (n=26)				
Teachers with advanced degrees	76.9%	Up from 72.0%	63.8%	62.5%
Continuing contract teachers	76.9%	Down from 92.0%	86.2%	83.3%
Teachers returning from previous year	95.0%	No Change	89.6%	88.3%
Teacher attendance rate	97.3%	Up from 96.7%	95.1%	95.0%
Average teacher salary*	\$49,864	Up 3.9%	\$49,052	\$48,193
Classes not taught by highly qualified teachers	1.7%	Up from 0.0%	0.0%	0.0%
Professional development days/teacher	6.9 days	Down from 7.4 days	10.7 days	11.0 days
School				
Principal's years at school	1.0	Down from 6.0	4.0	4.0
Student-teacher ratio in core subjects	22.5 to 1	Up from 21.8 to 1	21.0 to 1	20.1 to 1
Prime instructional time	94.1%	Up from 93.8%	90.6%	90.0%
Opportunities in the arts	Good	No Change	Good	Good
SACS accreditation	Yes	No Change	Yes	Yes
Parents attending conferences	100.0%	No Change	100.0%	100.0%
Character development program	Good	No Change	Excellent	Excellent
Dollars spent per pupil**	\$6,650	Up 2.9%	\$6,839	\$7,364
Percent of expenditures for instruction**	72.0%	Up from 69.5%	68.0%	68.0%
Percent of expenditures for teacher salaries**	69.0%	Up from 68.9%	67.0%	66.0%
ESEA composite index score	83.3	Down from 99.1	92.6	88.0

* Length of contract = 185+ days.

** Prior year audited financial data available.

REPORT OF PRINCIPAL AND SCHOOL IMPROVEMENT COUNCIL

The Children's School at Sylvia Circle is a public Montessori School of Choice. We strive to cultivate each child's natural desire to learn and foster his/her own natural curiosity and love of knowledge. We believe the purpose of our school is to design meaningful experiences where students acquire knowledge and skills to successfully meet the challenges of today and tomorrow.

As a Montessori School, respect for others and the community is an essential part of Montessori Education. Student leadership opportunities this year included: Love-A-Pet, Dear Soldier, Staten Island Hurricane Relief, Fundraisers for fellow student with medical needs, iPads and Reading with Magnolia Manor, and Community Gardening. These projects not only increase awareness of civic responsibility, but foster a desire to help others as well. In addition, we continue to have strong business partnerships within the local community. The SIC and PTO collaborated throughout the year with various programs to include: Montessori Magic School of Choice Night, Parent iPad Night, Fall Festival, and Fun Run.

Collaborative teams were formed within our school this year to foster relationships across grade levels and teamwork. Staff development included: Common Core, iPad integration, and vertical articulation. Students enjoyed a variety of standards-based activities and field studies: Measurement Olympics, Science Week, Career Day, author visits, and outdoor experiences at Camp Thunderbird and Charleston. Character education and Montessori philosophy are the primary focus of our guidance program, using focal words such as responsibility, acceptance and respect to guide our students.

This school year, we were the proud recipients of the Palmetto Gold Award for General Academic Achievement. The Upper Elementary students earned the distinction of ranking first in the state of South Carolina and eighth in the nation in First in Math.

Jacqueline G. Jones, Principal
Miller Pitts, SIC Chair

EVALUATION RESULTS

	Teachers	Students*	Parents*
Number of surveys returned	16	43	10
Percent satisfied with learning environment	56.3%	81.4%	90%
Percent satisfied with social and physical environment	87.5%	69.8%	90%
Percent satisfied with school-home relations	93.8%	86.1%	100%

*Only students at the highest elementary school grade level at this school and their parents were included.

Comprehensive detail, including definitions of ratings, performance criteria, and explanations of status, is available on www.ed.sc.gov and www.eoc.sc.gov as well as school and school district websites.

Printed versions are available from school districts upon request.

Abbreviations Key

N/A Not Applicable N/AV Not Available N/C Not Collected N/R Not Reported I/S Insufficient Sample TBD To be determined

NI Newly Identified CSI Continuing School Improvement CA Corrective Action RP Plan to Restructure R Restructure DELAY School Improvement Status HOLD School Improvement Status