



# SC Annual School Report Card Summary

Sunset Park Center for Accelerated Studies  
 York 3 - Rock Hill  
 Grades: K-5 Enrollment: 476  
 Principal: Tammy T. White  
 Superintendent: Dr. Lynn P. Moody  
 Board Chair: Jim Vining

## PERFORMANCE

Comprehensive detail, including definitions of ratings, performance criteria, and explanations of status, is available on [www.ed.sc.gov](http://www.ed.sc.gov) and [www.eoc.sc.gov](http://www.eoc.sc.gov) as well as school and school district websites. Printed versions are available from school districts upon request.

YEAR	ABSOLUTE RATING	GROWTH RATING	PALMETTO GOLD AND SILVER AWARD		ESEA/FEDERAL ACCOUNTABILITY RATING SYSTEM	
			General Performance	Closing the Gap	ESEA Grade	Accountability Indicator
2013	Excellent	Good	TBD	TBD	A	N/A
2012	Excellent	Average	Gold	N/A	A	N/A
2011	Good	Average	Silver	N/A	Not Met	N/A

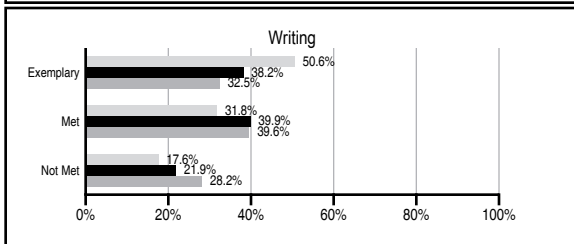
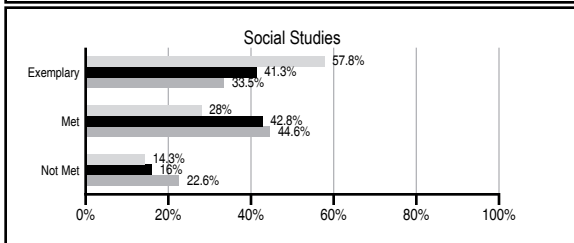
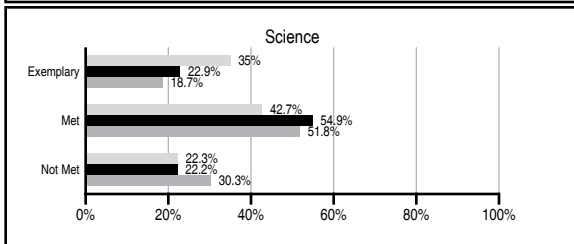
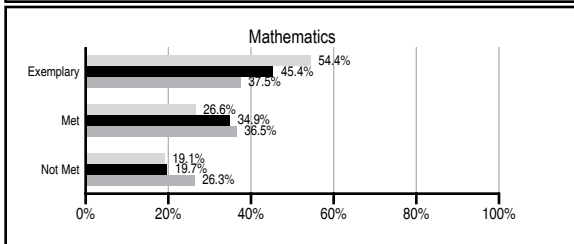
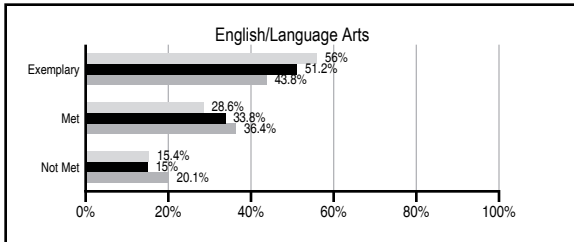
## ABSOLUTE RATINGS OF ELEMENTARY SCHOOLS WITH STUDENTS LIKE OURS\*

EXCELLENT	GOOD	AVERAGE	BELOW AVERAGE	AT-RISK
42	36	11	0	1

\* Ratings are calculated with data available by 11/07/2013. Schools with Students Like Ours are Elementary Schools with Poverty Indices of no more than 5% above or below the index for this school.

## PASS PERFORMANCE

Our School
  Elementary Schools with Students Like Ours
  Elementary schools statewide



## NAEP PERFORMANCE\*

\* Performance reported for SC and nation, data not available at school level. Percentages at NAEP Achievement Levels.



## SC PERFORMANCE VISION

*By 2020 all students will graduate with the knowledge and skills necessary to compete successfully in the global economy, participate in a democratic society and contribute positively as members of families and communities.*

### Abbreviations Key

N/A Not Applicable N/AV Not Available N/C Not Collected N/R Not Reported I/S Insufficient Sample TBD To be determined

# Sunset Park Center for Accelerated Studies [York 3 - Rock Hill]

## SCHOOL PROFILE

	Our School	Change from Last Year	Elementary Schools with Students Like Ours	Median Elementary School
<b>Students (n=476)</b>				
Retention rate	0.2%	No Change	0.9%	0.9%
Attendance rate	97.2%	Down from 97.4%	96.4%	96.3%
Served by gifted and talented program	15.3%	N/A	9.7%	7.2%
With disabilities	10.5%	N/A	11.7%	12.4%
Older than usual for grade	0.4%	N/A	1.4%	1.9%
Out-of-school suspensions or expulsions for violent and/or criminal offenses	0.0%	No Change	0.0%	0.0%
<b>Teachers (n=30)</b>				
Teachers with advanced degrees	50.0%	Down from 54.8%	65.1%	62.5%
Continuing contract teachers	80.0%	Up from 77.4%	86.8%	83.3%
Teachers returning from previous year	88.2%	Up from 85.4%	89.7%	88.3%
Teacher attendance rate	96.6%	Up from 92.9%	95.1%	95.0%
Average teacher salary*	\$48,655	Down 1.1%	\$49,450	\$48,193
Classes not taught by highly qualified teachers	0.0%	No Change	0.0%	0.0%
Professional development days/teacher	10.2 days	Down from 11.6 days	12.0 days	11.0 days
<b>School</b>				
Principal's years at school	7.0	Up from 6.0	5.5	4.0
Student-teacher ratio in core subjects	19.3 to 1	Down from 20.0 to 1	20.8 to 1	20.1 to 1
Prime instructional time	92.2%	Up from 87.6%	90.4%	90.0%
Opportunities in the arts	Good	No Change	Good	Good
SACS accreditation	Yes	No Change	Yes	Yes
Parents attending conferences	99.8%	Up from 99.7%	100.0%	100.0%
Character development program	Good	No Change	Excellent	Excellent
Dollars spent per pupil**	\$6,566	Down 0.4%	\$6,965	\$7,364
Percent of expenditures for instruction**	71.0%	Down from 72.0%	69.0%	68.0%
Percent of expenditures for teacher salaries**	69.0%	Down from 69.6%	67.0%	66.0%
ESEA composite index score	98.3	Up from 97.5	90.9	88.0

\* Length of contract = 185+ days.

\*\* Prior year audited financial data available.

## EVALUATION RESULTS

	Teachers	Students*	Parents*
Number of surveys returned	33	87	64
Percent satisfied with learning environment	66.7%	75.8%	87.5%
Percent satisfied with social and physical environment	81.8%	80.5%	93.9%
Percent satisfied with school-home relations	78.8%	90.8%	89.4%

\*Only students at the highest elementary school grade level at this school and their parents were included.

## REPORT OF PRINCIPAL AND SCHOOL IMPROVEMENT COUNCIL

The School Improvement Council of Sunset Park Center for Accelerated Studies has prepared this summary report of the school's accomplishments for the 2012-2013 school year and the goals for the 2013-2014 school year. During the 2012-2013 school year, Sunset Park continued to offer our Accelerated Studies magnet program for all students in our district. This magnet program includes a Gifted & Talented clustered classroom option for G/T identified students in 3rd through 5th grades, enrichment cluster opportunities for every child, and all of our students received instruction from a G/T endorsed classroom teacher. As a result of offering this magnet option for Rock Hill students, Sunset Park has continued to experience unprecedented growth. Our enrollment numbers this year have continued to climb resulting in an 81% growth over the past five years.

This past year Sunset Park received a Palmetto Gold award for academic achievement and growth. This was the first time in our school's history that Sunset Park had received this award!

Our school staff worked together this year on a school-wide goal involving the designing and implementation of Jacob's Ladder units of study. The planning sessions were led by our G/T coach as well as our Literacy Specialist. Each academic, art, music, and media teacher planned and facilitated these lessons with a focus on increasing reading comprehension. This renewed focus on reading comprehension and designing opportunities to develop higher order thinking skills drove collaborative planning and instruction over the course of the school year. It will continue to be a driving force in 2013-2014 as we extend this school-wide goal into a second consecutive year.

Sunset Park has continued to maintain and expand our partnership with the College of Education at Winthrop University through the NetSCOPE partnership. Through this partnership, Winthrop provided our school with human and financial resources to assist us in meeting the needs of our students. We are very pleased to be able to continue this close and collaborative connection with Winthrop for the coming school year!

Sunset Park will continue to be one of only three magnet school programs in Rock Hill Schools for the upcoming school year! Due to this magnet status, we will be able to offer transportation to our students who will be coming to us from out of zone for a second year. This will continue to open up opportunities for students who may have had trouble arranging transportation in the past.

Sunset Park will continue to review all student data in order to make decisions that will positively impact student achievement at Sunset Park. We are all excited about the possibilities that lie ahead for our students and our school!

Tammy T. White, Principal  
Olivia Gillcrese, SIC Chair

Comprehensive detail, including definitions of ratings, performance criteria, and explanations of status, is available on [www.ed.sc.gov](http://www.ed.sc.gov) and [www.eoc.sc.gov](http://www.eoc.sc.gov) as well as school and school district websites.

Printed versions are available from school districts upon request.

### Abbreviations Key

N/A Not Applicable N/AV Not Available N/C Not Collected N/R Not Reported I/S Insufficient Sample TBD To be determined

NI Newly Identified CSI Continuing School Improvement CA Corrective Action RP Plan to Restructure R Restructure DELAY School Improvement Status HOLD School Improvement Status