



# SC Annual School Report Card Summary

Rosewood Elementary  
 York 3 - Rock Hill  
 Grades: PK-5 Enrollment: 580  
 Principal: Stephanie DiStasio  
 Superintendent: Dr. Lynn P. Moody  
 Board Chair: Jim Vining

## PERFORMANCE

Comprehensive detail, including definitions of ratings, performance criteria, and explanations of status, is available on [www.ed.sc.gov](http://www.ed.sc.gov) and [www.eoc.sc.gov](http://www.eoc.sc.gov) as well as school and school district websites. Printed versions are available from school districts upon request.

YEAR	ABSOLUTE RATING	GROWTH RATING	PALMETTO GOLD AND SILVER AWARD		ESEA/FEDERAL ACCOUNTABILITY RATING SYSTEM	
			General Performance	Closing the Gap	ESEA Grade	Accountability Indicator
2013	Average	At-Risk	TBD	TBD	D	N/A
2012	Good	Average	N/A	N/A	A	N/A
2011	Good	Excellent	Gold	N/A	Not Met	N/A

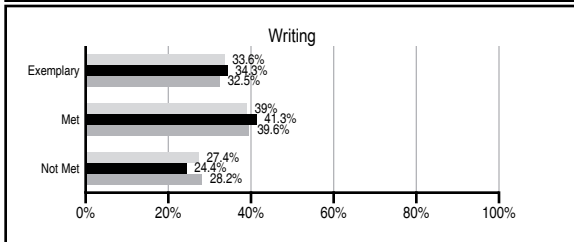
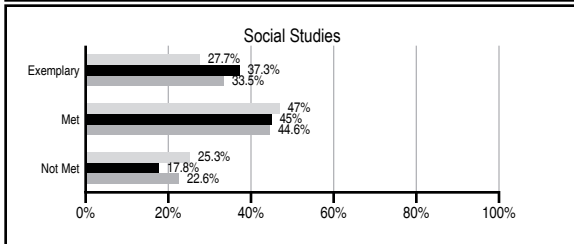
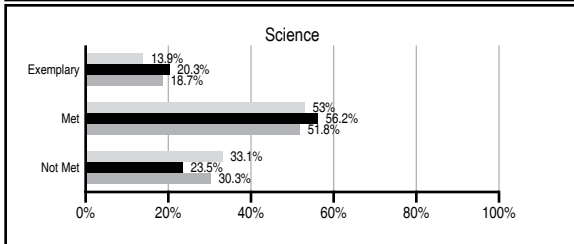
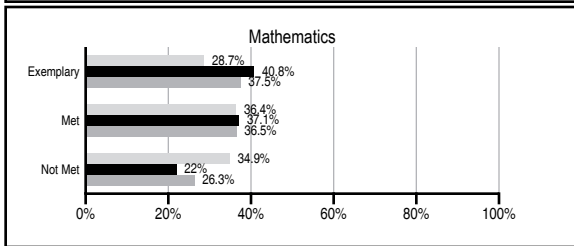
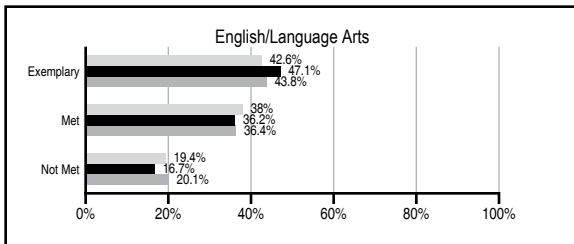
## ABSOLUTE RATINGS OF ELEMENTARY SCHOOLS WITH STUDENTS LIKE OURS\*

EXCELLENT	GOOD	AVERAGE	BELOW AVERAGE	AT-RISK
35	43	35	0	0

\* Ratings are calculated with data available by 11/07/2013. Schools with Students Like Ours are Elementary Schools with Poverty Indices of no more than 5% above or below the index for this school.

## PASS PERFORMANCE

Our School
  Elementary Schools with Students Like Ours
  Elementary schools statewide



## NAEP PERFORMANCE\*

\* Performance reported for SC and nation, data not available at school level. Percentages at NAEP Achievement Levels.



## SC PERFORMANCE VISION

*By 2020 all students will graduate with the knowledge and skills necessary to compete successfully in the global economy, participate in a democratic society and contribute positively as members of families and communities.*

### Abbreviations Key

N/A Not Applicable N/AV Not Available N/C Not Collected N/R Not Reported I/S Insufficient Sample TBD To be determined

# Rosewood Elementary [York 3 - Rock Hill]

## SCHOOL PROFILE

	Our School	Change from Last Year	Elementary Schools with Students Like Ours	Median Elementary School
<b>Students (n=580)</b>				
Retention rate	0.2%	Up from 0.0%	1.2%	0.9%
Attendance rate	96.2%	Down from 96.5%	96.2%	96.3%
Served by gifted and talented program	5.6%	N/A	8.7%	7.2%
With disabilities	10.5%	N/A	13.0%	12.4%
Older than usual for grade	1.7%	N/A	2.0%	1.9%
Out-of-school suspensions or expulsions for violent and/or criminal offenses	0.0%	No Change	0.0%	0.0%
<b>Teachers (n=38)</b>				
Teachers with advanced degrees	65.8%	Up from 60.0%	63.3%	62.5%
Continuing contract teachers	68.4%	Down from 68.6%	86.8%	83.3%
Teachers returning from previous year	76.6%	Up from 75.1%	89.6%	88.3%
Teacher attendance rate	95.2%	Up from 94.9%	95.0%	95.0%
Average teacher salary*	\$47,658	Up 8.2%	\$48,758	\$48,193
Classes not taught by highly qualified teachers	0.0%	Down from 1.6%	0.0%	0.0%
Professional development days/teacher	11.4 days	Up from 6.1 days	11.1 days	11.0 days
<b>School</b>				
Principal's years at school	1.0	Down from 18.0	6.0	4.0
Student-teacher ratio in core subjects	20.8 to 1	Down from 21.3 to 1	20.6 to 1	20.1 to 1
Prime instructional time	90.0%	Up from 89.7%	90.1%	90.0%
Opportunities in the arts	Good	No Change	Good	Good
SACS accreditation	Yes	No Change	Yes	Yes
Parents attending conferences	100.0%	No Change	100.0%	100.0%
Character development program	Good	No Change	Excellent	Excellent
Dollars spent per pupil**	\$6,245	Down 3.0%	\$6,901	\$7,364
Percent of expenditures for instruction**	72.0%	Down from 72.9%	69.0%	68.0%
Percent of expenditures for teacher salaries**	70.0%	Down from 71.8%	66.0%	66.0%
ESEA composite index score	68.3	Down from 95.8	88.6	88.0

\* Length of contract = 185+ days.

\*\* Prior year audited financial data available.

## EVALUATION RESULTS

	Teachers	Students*	Parents*
Number of surveys returned	38	89	29
Percent satisfied with learning environment	92.1%	87.6%	93.1%
Percent satisfied with social and physical environment	85%	80.5%	82.8%
Percent satisfied with school-home relations	79.4%	91%	86.2%

\*Only students at the highest elementary school grade level at this school and their parents were included.

## REPORT OF PRINCIPAL AND SCHOOL IMPROVEMENT COUNCIL

As an authorized International Baccalaureate Primary Years Programme School, Rosewood Elementary is part of a global network of schools committed to developing the personal, intellectual, emotional and social skills students need to live and work in a rapidly globalizing world. We have purposefully integrated the state and Common Core standards into six themes with thirty-six unit planners encompassing all students from K4 to grade 5. As a component of IBPYP, all students are learning French, with students in grades 3-5 following the KITE-LL daily language program. The Learner Profile is a major component in our school day and is used for character development.

The school focused on developing a positive climate this year. To that end, monthly parent workshops, parent coffee hours, family food events, differentiated staff development opportunities and a new approach to our discipline and Response to Intervention programs were implemented and monitored throughout the year. The use of bi-weekly parent emails, the school's social media sites, live streaming of PTO/SIC meetings and electronic surveys increased participation from parents. The school implemented a summer reading initiative that included weekly tutoring sessions, access to check out materials and taking iPads to local parks to play, read and practice math skills.

Data was collected from multiple sources such as Waterford in grades K-2, Measures of Academic Progress (MAP) in all grades and common assessments created by grade level teachers. Progress monitoring allowed us to provide targeted support in real time to enhance our interventions. Additionally, data was used to provide balanced classes so that teachers could more readily implement small group instruction and differentiation techniques. Instructional coaches met regularly with each grade level to focus on math and reading strategies and the workshop model.

The Exhibition theme this year was "Human and Animal Rights." Students worked together to research how the rights of these two groups intersect and overlap. Groups took on projects to further their knowledge and raise awareness in the community. Projects included a 5K race held at the school, writing a book on pet care and distributing to "no kill" shelters to give to adoptive families, creating outdoor learning spaces, setting up protected animal habitats around the school grounds, and working with the Red Cross on affordable vaccines. Students created artwork to showcase their learning in the form of new ceiling tiles, painted rock walls, and a dramatic interpretation of the importance of rights.

Stephanie DiStasio, Principal  
Chair

Laura Badinski,  
Chair

Comprehensive detail, including definitions of ratings, performance criteria, and explanations of status, is available on [www.ed.sc.gov](http://www.ed.sc.gov) and [www.eoc.sc.gov](http://www.eoc.sc.gov) as well as school and school district websites.

Printed versions are available from school districts upon request.

### Abbreviations Key

N/A Not Applicable N/AV Not Available N/C Not Collected N/R Not Reported I/S Insufficient Sample TBD To be determined

NI Newly Identified CSI Continuing School Improvement CA Corrective Action RP Plan to Restructure R Restructure DELAY School Improvement Status HOLD School Improvement Status