



SC Annual School Report Card Summary

Northside Elementary School of the Arts
 York 3 - Rock Hill
 Grades: K-5 Enrollment: 510
 Principal: Cassidy Valerino
 Superintendent: Dr. Lynn P. Moody
 Board Chair: Jim Vining

PERFORMANCE

Comprehensive detail, including definitions of ratings, performance criteria, and explanations of status, is available on www.ed.sc.gov and www.eoc.sc.gov as well as school and school district websites. Printed versions are available from school districts upon request.

YEAR	ABSOLUTE RATING	GROWTH RATING	PALMETTO GOLD AND SILVER AWARD		ESEA/FEDERAL ACCOUNTABILITY RATING SYSTEM	
			General Performance	Closing the Gap	ESEA Grade	Accountability Indicator
2013	Average	Average	TBD	TBD	B	N/A
2012	Average	Good	Silver	Gold	A	N/A
2011	Average	Average	Silver	N/A	Not Met	N/A

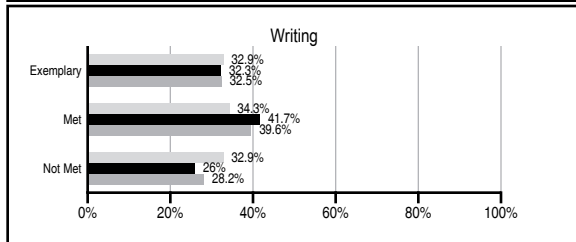
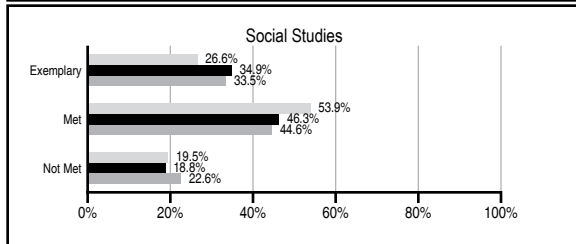
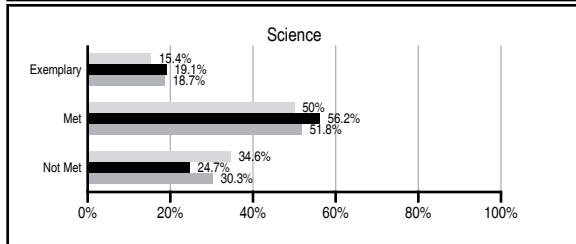
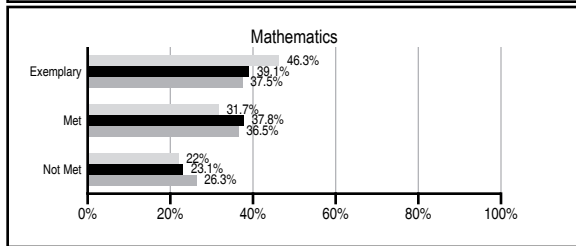
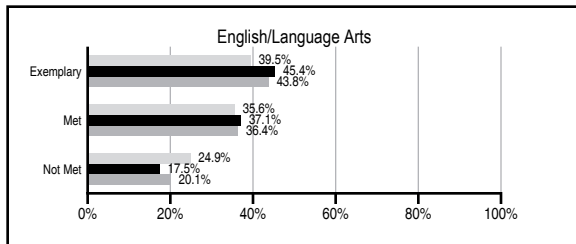
ABSOLUTE RATINGS OF ELEMENTARY SCHOOLS WITH STUDENTS LIKE OURS*

EXCELLENT	GOOD	AVERAGE	BELOW AVERAGE	AT-RISK
26	45	46	0	0

* Ratings are calculated with data available by 11/07/2013. Schools with Students Like Ours are Elementary Schools with Poverty Indices of no more than 5% above or below the index for this school.

PASS PERFORMANCE

Our School
 Elementary Schools with Students Like Ours
 Elementary schools statewide



NAEP PERFORMANCE*

* Performance reported for SC and nation, data not available at school level. Percentages at NAEP Achievement Levels.



SC PERFORMANCE VISION

By 2020 all students will graduate with the knowledge and skills necessary to compete successfully in the global economy, participate in a democratic society and contribute positively as members of families and communities.

Abbreviations Key

N/A Not Applicable N/AV Not Available N/C Not Collected N/R Not Reported I/S Insufficient Sample TBD To be determined

Northside Elementary School of the Arts [York 3 - Rock Hill]

SCHOOL PROFILE

	Our School	Change from Last Year	Elementary Schools with Students Like Ours	Median Elementary School
Students (n=510)				
Retention rate	0.4%	No Change	1.3%	0.9%
Attendance rate	96.2%	Down from 96.6%	96.2%	96.3%
Served by gifted and talented program	5.5%	N/A	8.7%	7.2%
With disabilities	12.5%	N/A	13.7%	12.4%
Older than usual for grade	0.6%	N/A	2.3%	1.9%
Out-of-school suspensions or expulsions for violent and/or criminal offenses	0.0%	No Change	0.0%	0.0%
Teachers (n=38)				
Teachers with advanced degrees	50.0%	Up from 47.2%	62.8%	62.5%
Continuing contract teachers	76.3%	Up from 72.2%	85.9%	83.3%
Teachers returning from previous year	91.9%	Up from 90.6%	89.3%	88.3%
Teacher attendance rate	95.6%	Up from 95.5%	95.0%	95.0%
Average teacher salary*	\$47,707	Up 0.5%	\$48,758	\$48,193
Classes not taught by highly qualified teachers	3.3%	Up from 0.0%	0.0%	0.0%
Professional development days/teacher	2.1 days	Down from 8.2 days	11.1 days	11.0 days
School				
Principal's years at school	2.0	Up from 1.0	5.0	4.0
Student-teacher ratio in core subjects	20.1 to 1	Down from 20.4 to 1	20.3 to 1	20.1 to 1
Prime instructional time	90.6%	Down from 91.0%	89.9%	90.0%
Opportunities in the arts	Excellent	No Change	Good	Good
SACS accreditation	Yes	No Change	Yes	Yes
Parents attending conferences	100.0%	Up from 99.9%	100.0%	100.0%
Character development program	Good	No Change	Excellent	Excellent
Dollars spent per pupil**	\$7,107	Down 6.7%	\$7,043	\$7,364
Percent of expenditures for instruction**	74.0%	Up from 72.3%	68.0%	68.0%
Percent of expenditures for teacher salaries**	73.0%	Up from 69.6%	66.0%	66.0%
ESEA composite index score	82.0	Down from 94.8	88.3	88.0

* Length of contract = 185+ days.

** Prior year audited financial data available.

EVALUATION RESULTS

	Teachers	Students*	Parents*
Number of surveys returned	27	63	38
Percent satisfied with learning environment	96.3%	92%	92.1%
Percent satisfied with social and physical environment	100%	90.3%	94.7%
Percent satisfied with school-home relations	92.5%	96.8%	94.7%

*Only students at the highest elementary school grade level at this school and their parents were included.

REPORT OF PRINCIPAL AND SCHOOL IMPROVEMENT COUNCIL

Northside Elementary School of the Arts is a Title I Arts integration School of Choice that serves 512 students in grades K-5th with 60 staff members. The goal of our school is to educate all students in and through the arts by developing their knowledge of problem-solving skills to enhance the quality of their lives and life in the community. During the 2012-2013 school year we were the proud recipients of the Palmetto Silver Award for General Academic Achievement and the Palmetto Gold Award for Closing the Achievement Gap. Our community business partners include: Northside Baptist Church, E S & Y Auto Repair, Arts Council of York County, Blumenthal Performing Arts Center of Charlotte, Bethel United Methodist Church, Rogers Memorial ARP Church, Chick-Fil-A, HealthSource, Target, Family Trust Credit Union, Papa John's, Nishie G's, and Sonny's.

As a Red Carpet School and School of Promise, we continue to provide a positive relationship with home and community. All students participated in service learning projects such as holiday boxes for children around the world, Kick-it-for Cancer raising over \$3600 to help find a cure for childhood cancers, and over \$600 for Junior Achievement. Junior Achievement classes were provided for first through fifth grades. Mentors were provided to students as needed. In addition, we also participated in the SC and National Walk to School Days and provided a healthy breakfast to all students as well as assisted with an environmental awareness campaign through supporting the schools Help Us Go Green (or HUGG) Club.

The SIC and PTO collaborated throughout the year to strengthen School of Choice options for the 2012-2013 school year and the upcoming school year of 2013-2014. Registration, tours, applications, an arts integration night, and parent meetings were held for prospective parents. A Welcome Day was sponsored to invite new School of Choice parents and students to tour the school and observe in classrooms. SIC developed a plan for and built an outdoor performance space to be used by students in grades kindergarten through fifth.

Continuing as an Arts in Basic Curriculum site, we received a Distinguished Arts Program Grant and Arts in Basic Curriculum Grant for another year. All grades had an artist in residence and performed in an arts integrated standard-based program. Faculty and staff participated in vocabulary, technology, and special education professional development. After-school strings and guitar lessons were provided to 4th and 5th grade students. Arts integrated units were written and students participated in standards-based Arts Explorers 5 week sessions four times during the year. Students performed in the community throughout the year. Design qualities were incorporated into lessons. Daily academic intervention occurred. Students received instruction in Tiers 2 and 3 in literacy and math. The district Title 1 parent educators worked with parents and children in literacy, math, fitness, and summer learning workshops.

Our focus this year will be building our professional learning community, arts integration, focus on best practices in literacy, math, science, and social studies, and technology incorporation into all instructional areas. SIC Chair, Lee Ayers; Cassidy Valerino, Principal

Comprehensive detail, including definitions of ratings, performance criteria, and explanations of status, is available on www.ed.sc.gov and www.eoc.sc.gov as well as school and school district websites.

Printed versions are available from school districts upon request.

Abbreviations Key

N/A Not Applicable N/AV Not Available N/C Not Collected N/R Not Reported I/S Insufficient Sample TBD To be determined

NI Newly Identified CSI Continuing School Improvement CA Corrective Action RP Plan to Restructure R Restructure DELAY School Improvement Status HOLD School Improvement Status