



SC Annual School Report Card Summary

Lesslie Elementary
York 3 - Rock Hill
Grades: K-5 **Enrollment: 380**
Principal: Seberina Myles
Superintendent: Dr. Lynn P. Moody
Board Chair: Jim Vining

PERFORMANCE

Comprehensive detail, including definitions of ratings, performance criteria, and explanations of status, is available on www.ed.sc.gov and www.eoc.sc.gov as well as school and school district websites. Printed versions are available from school districts upon request.

YEAR	ABSOLUTE RATING	GROWTH RATING	PALMETTO GOLD AND SILVER AWARD		ESEA/FEDERAL ACCOUNTABILITY RATING SYSTEM	
			General Performance	Closing the Gap	ESEA Grade	Accountability Indicator
2013	Average	Average	TBD	TBD	C	N/A
2012	Average	Average	N/A	N/A	A	N/A
2011	Good	Average	Silver	N/A	Not Met	N/A

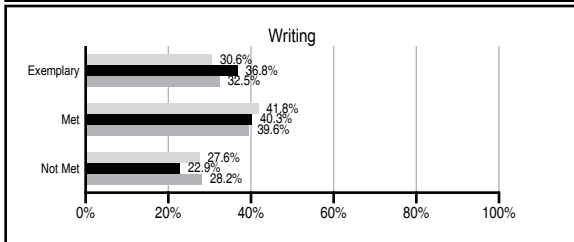
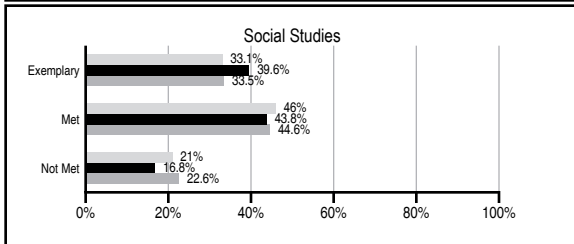
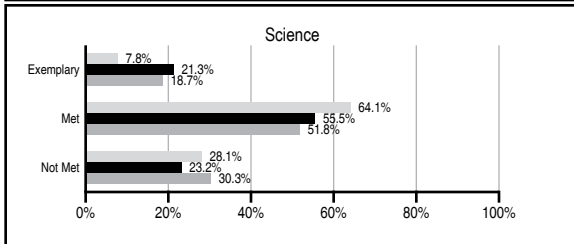
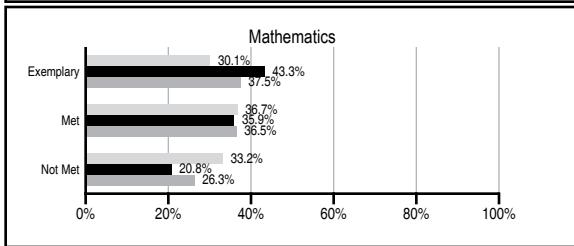
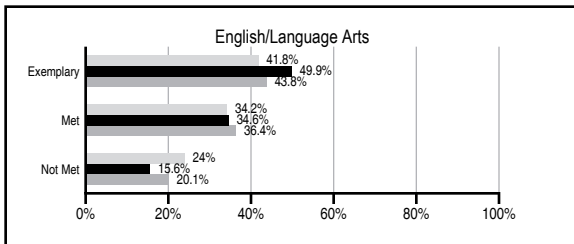
ABSOLUTE RATINGS OF ELEMENTARY SCHOOLS WITH STUDENTS LIKE OURS*

EXCELLENT	GOOD	AVERAGE	BELOW AVERAGE	AT-RISK
38	41	21	0	1

* Ratings are calculated with data available by 11/07/2013. Schools with Students Like Ours are Elementary Schools with Poverty Indices of no more than 5% above or below the index for this school.

PASS PERFORMANCE

Our School
 Elementary Schools with Students Like Ours
 Elementary schools statewide



NAEP PERFORMANCE*

* Performance reported for SC and nation, data not available at school level. Percentages at NAEP Achievement Levels.



SC PERFORMANCE VISION

By 2020 all students will graduate with the knowledge and skills necessary to compete successfully in the global economy, participate in a democratic society and contribute positively as members of families and communities.

Abbreviations Key

N/A Not Applicable N/AV Not Available N/C Not Collected N/R Not Reported I/S Insufficient Sample TBD To be determined

Lesslie Elementary [York 3 - Rock Hill]

SCHOOL PROFILE

	Our School	Change from Last Year	Elementary Schools with Students Like Ours	Median Elementary School
Students (n=380)				
Retention rate	0.0%	Down from 1.0%	0.9%	0.9%
Attendance rate	95.9%	Down from 96.0%	96.4%	96.3%
Served by gifted and talented program	6.3%	N/A	9.6%	7.2%
With disabilities	14.8%	N/A	12.3%	12.4%
Older than usual for grade	2.1%	N/A	1.6%	1.9%
Out-of-school suspensions or expulsions for violent and/or criminal offenses	0.0%	No Change	0.0%	0.0%
Teachers (n=26)				
Teachers with advanced degrees	73.1%	No Change	64.0%	62.5%
Continuing contract teachers	84.6%	Down from 96.2%	86.8%	83.3%
Teachers returning from previous year	84.4%	Down from 85.3%	89.7%	88.3%
Teacher attendance rate	96.2%	Down from 96.4%	95.0%	95.0%
Average teacher salary*	\$52,323	Up 3.7%	\$49,237	\$48,193
Classes not taught by highly qualified teachers	0.0%	No Change	0.0%	0.0%
Professional development days/teacher	12.3 days	Up from 11.2 days	11.8 days	11.0 days
School				
Principal's years at school	8.0	Up from 7.0	5.0	4.0
Student-teacher ratio in core subjects	19.5 to 1	Down from 20.1 to 1	20.3 to 1	20.1 to 1
Prime instructional time	90.9%	Up from 90.5%	90.3%	90.0%
Opportunities in the arts	Good	No Change	Good	Good
SACS accreditation	Yes	No Change	Yes	Yes
Parents attending conferences	100.0%	Up from 98.9%	100.0%	100.0%
Character development program	Good	No Change	Excellent	Excellent
Dollars spent per pupil**	\$6,460	Up 7.7%	\$7,148	\$7,364
Percent of expenditures for instruction**	73.0%	Up from 71.8%	69.0%	68.0%
Percent of expenditures for teacher salaries**	72.0%	Up from 71.0%	66.0%	66.0%
ESEA composite index score	75.8	Down from 95.0	90.6	88.0

* Length of contract = 185+ days.

** Prior year audited financial data available.

REPORT OF PRINCIPAL AND SCHOOL IMPROVEMENT COUNCIL

The 2011-2012 school year was another successful year at Lesslie Elementary School. Our school was awarded the Palmetto Silver award from the South Carolina Department of Education for attaining a high level of absolute performance or growth on the Palmetto Assessment of State Standards. We are extremely proud of the hard work of our students, parents, teachers, and staff. Our high quality faculty continued to increase their skills by participating in book studies, workshops, attending a variety of summer courses and staff development throughout the school year. These efforts allowed our teachers to hone their professional skills and improve instructional teaching strategies. The professional development resulted in an increase in the effectiveness of differentiated instruction, utilizing common assessments, analyzing data, and implementing best practices in the use of technologies. Several teachers earned advanced degrees in the field of education while others are pursuing advanced degrees and National Board Certification. Our PTO remains creative, focused, and supportive of students and staff. Their efforts have assisted us in acquiring additional books, technology, staff development and instructional supplies and materials. Our PTO has volunteered numerous hours of time and service to our students, teachers, and staff. Our PTO and SIC have been integral in assisting us to communicate the mission, goals and vision for Lesslie. The Lesslie faculty and staff will continue to develop innovative strategies to address the individual needs of all students. Lesslie Elementary School remains committed to providing students with learning opportunities that will meet the needs of the 21st Century Learner.

Seberina Myles, Principal
Denise Holland, School Improvement Council - Chair

EVALUATION RESULTS

	Teachers	Students*	Parents*
Number of surveys returned	25	64	39
Percent satisfied with learning environment	96%	90.6%	76.9%
Percent satisfied with social and physical environment	100%	80.3%	78.4%
Percent satisfied with school-home relations	80.8%	91%	62.1%

*Only students at the highest elementary school grade level at this school and their parents were included.

Comprehensive detail, including definitions of ratings, performance criteria, and explanations of status, is available on www.ed.sc.gov and www.eoc.sc.gov as well as school and school district websites.

Printed versions are available from school districts upon request.

Abbreviations Key

N/A Not Applicable N/AV Not Available N/C Not Collected N/R Not Reported I/S Insufficient Sample TBD To be determined

NI Newly Identified CSI Continuing School Improvement CA Corrective Action RP Plan to Restructure R Restructure DELAY School Improvement Status HOLD School Improvement Status