



SC Annual School Report Card Summary

Ebenezer Avenue Elementary
York 3 - Rock Hill
Grades: PK-6 Enrollment: 314
Principal: Johneka Simmons
Superintendent: Dr. Lynn P. Moody
Board Chair: Jim Vining

PERFORMANCE

Comprehensive detail, including definitions of ratings, performance criteria, and explanations of status, is available on www.ed.sc.gov and www.eoc.sc.gov as well as school and school district websites. Printed versions are available from school districts upon request.

YEAR	ABSOLUTE RATING	GROWTH RATING	PALMETTO GOLD AND SILVER AWARD		ESEA/FEDERAL ACCOUNTABILITY RATING SYSTEM	
			General Performance	Closing the Gap	ESEA Grade	Accountability Indicator
2013	Average	Average	TBD	TBD	F	N/A
2012	Average	Average	N/A	N/A	A	N/A
2011	Average	Average	Silver	N/A	Not Met	N/A

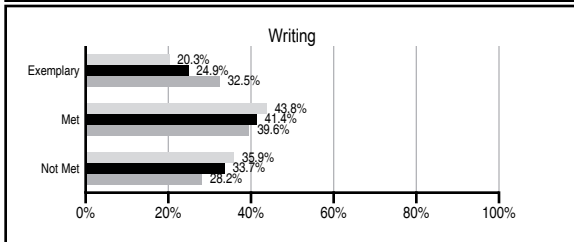
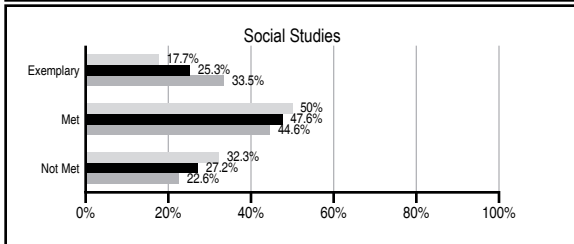
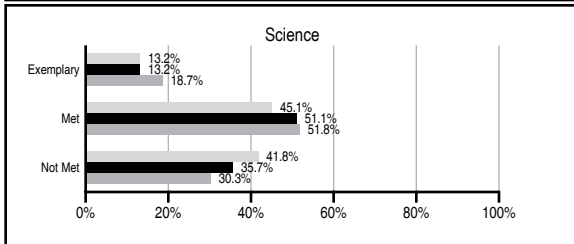
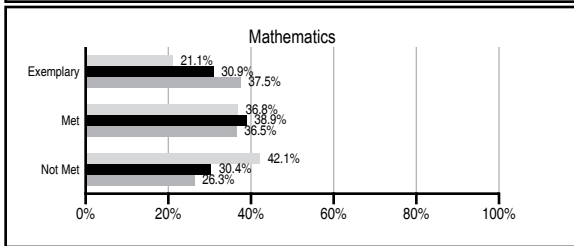
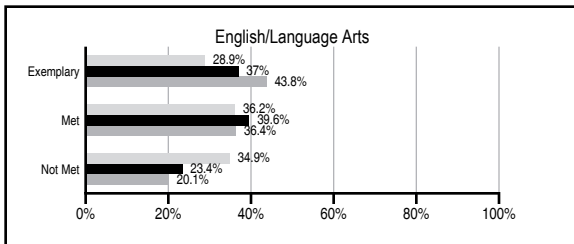
ABSOLUTE RATINGS OF ELEMENTARY SCHOOLS WITH STUDENTS LIKE OURS*

EXCELLENT	GOOD	AVERAGE	BELOW AVERAGE	AT-RISK
10	21	92	10	1

* Ratings are calculated with data available by 11/07/2013. Schools with Students Like Ours are Elementary Schools with Poverty Indices of no more than 5% above or below the index for this school.

PASS PERFORMANCE

Our School
 Elementary Schools with Students Like Ours
 Elementary schools statewide



NAEP PERFORMANCE*

* Performance reported for SC and nation, data not available at school level. Percentages at NAEP Achievement Levels.



SC PERFORMANCE VISION

By 2020 all students will graduate with the knowledge and skills necessary to compete successfully in the global economy, participate in a democratic society and contribute positively as members of families and communities.

Abbreviations Key

N/A Not Applicable N/AV Not Available N/C Not Collected N/R Not Reported I/S Insufficient Sample TBD To be determined

Ebenezer Avenue Elementary [York 3 - Rock Hill]

SCHOOL PROFILE

	Our School	Change from Last Year	Elementary Schools with Students Like Ours	Median Elementary School
Students (n=314)				
Retention rate	0.3%	No Change	1.2%	0.9%
Attendance rate	95.9%	Down from 96.3%	96.0%	96.3%
Served by gifted and talented program	4.6%	N/A	5.0%	7.2%
With disabilities	14.0%	N/A	14.2%	12.4%
Older than usual for grade	0.6%	N/A	2.6%	1.9%
Out-of-school suspensions or expulsions for violent and/or criminal offenses	0.0%	N/R	0.0%	0.0%
Teachers (n=23)				
Teachers with advanced degrees	69.6%	Up from 69.2%	61.3%	62.5%
Continuing contract teachers	87.0%	Down from 92.3%	83.2%	83.3%
Teachers returning from previous year	89.3%	Down from 91.1%	87.9%	88.3%
Teacher attendance rate	95.7%	Up from 95.3%	94.6%	95.0%
Average teacher salary*	\$52,666	Up 2.7%	\$47,303	\$48,193
Classes not taught by highly qualified teachers	0.0%	No Change	0.0%	0.0%
Professional development days/teacher	2.8 days	N/R	11.1 days	11.0 days
School				
Principal's years at school	4.0	N/R	4.0	4.0
Student-teacher ratio in core subjects	23.5 to 1	N/R	19.9 to 1	20.1 to 1
Prime instructional time	90.3%	Up from 90.0%	89.5%	90.0%
Opportunities in the arts	Good	Up from Poor	Good	Good
SACS accreditation	Yes	Up from No	Yes	Yes
Parents attending conferences	100.0%	N/R	100.0%	100.0%
Character development program	Excellent	N/R	Excellent	Excellent
Dollars spent per pupil**	\$7,831	Down 3.2%	\$7,406	\$7,364
Percent of expenditures for instruction**	74.0%	Up from 70.4%	68.0%	68.0%
Percent of expenditures for teacher salaries**	72.0%	Up from 69.5%	65.0%	66.0%
ESEA composite index score	43.8	Down from 93.1	82.3	88.0

* Length of contract = 185+ days.

** Prior year audited financial data available.

EVALUATION RESULTS

	Teachers	Students*	Parents*
Number of surveys returned	21	44	43
Percent satisfied with learning environment	100%	93.2%	76.7%
Percent satisfied with social and physical environment	100%	93.2%	80.5%
Percent satisfied with school-home relations	76.1%	90.7%	81.4%

*Only students at the highest elementary school grade level at this school and their parents were included.

REPORT OF PRINCIPAL AND SCHOOL IMPROVEMENT COUNCIL

Ebenezer Avenue Leadership Academy students are working through the process of becoming motivating, compassionate role models who will apply good communication skills as visionaries and leaders of tomorrow. Our goal is to continue to provide a solid foundation and elite opportunities for our student leaders each and every school year. Students in grades pre-kindergarten through sixth have been immersed in the school's leadership focus this year. The school community has embraced the concept and new partnerships continue to be developed as a result of businesses volunteering to support the initiative. Maerk Line Inc. and SC Bank and Trust were two major businesses added this year! Ebenezer Avenue has been named as an official partnership school with Winthrop University for the first time in the history of the school. We are dedicated to our school-wide leadership focus and as a result, our students are truly "Leading the Way!"

This school year has been a tremendous success for everyone involved in the educational journey of our students. Our PTO successfully sponsored our annual "Family Fun Run" as a healthy option to raising money for the school as well as held many other supportive events! Parents have joined in and donated several dollars to assist with providing unique educational experiences for our leadership students. Learning continues to be heightened to a new level and expanded beyond the walls of the school due to the support of our parents, PTO, SIC and business partnerships! The incorporation of new technology such as iPads and sponsorships of field studies allowed the curriculum to come ALIVE for the students. We are very thankful for our parent volunteers and business partnerships!

In order to further our quest to increase academic success and recognize the important role that effective leadership skills play in educating our students, we invite you to join us in leading our leaders of tomorrow!

Johneka L. Simmons, Principal
Sandra McDonald, SIC Chair

Comprehensive detail, including definitions of ratings, performance criteria, and explanations of status, is available on www.ed.sc.gov and www.eoc.sc.gov as well as school and school district websites.

Printed versions are available from school districts upon request.

Abbreviations Key

N/A Not Applicable N/AV Not Available N/C Not Collected N/R Not Reported I/S Insufficient Sample TBD To be determined
NI Newly Identified CSI Continuing School Improvement CA Corrective Action RP Plan to Restructure R Restructure DELAY School Improvement Status HOLD School Improvement Status