



SC Annual School Report Card Summary

Crowders Creek Elementary School
 York 2 - Clover
 Grades: PK-5 Enrollment: 996
 Principal: Millicent Whitener Dickey
 Superintendent: Marc J. Sosne
 Board Chair: Mack McCarter

PERFORMANCE

Comprehensive detail, including definitions of ratings, performance criteria, and explanations of status, is available on www.ed.sc.gov and www.eoc.sc.gov as well as school and school district websites. Printed versions are available from school districts upon request.

YEAR	ABSOLUTE RATING	GROWTH RATING	PALMETTO GOLD AND SILVER AWARD		ESEA/FEDERAL ACCOUNTABILITY RATING SYSTEM	
			General Performance	Closing the Gap	ESEA Grade	Accountability Indicator
2013	Excellent	Good	TBD	TBD	B	N/A
2012	Excellent	Excellent	Gold	Gold	A	N/A
2011	Excellent	Excellent	Gold	N/A	Not Met	N/A

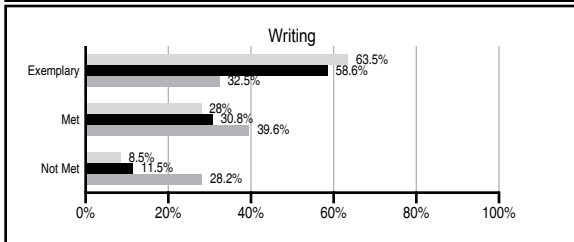
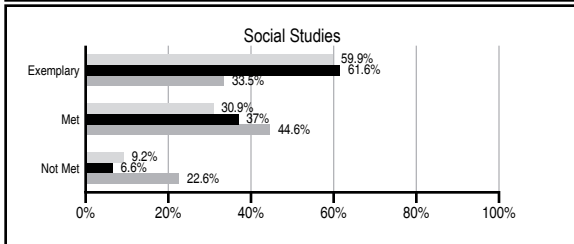
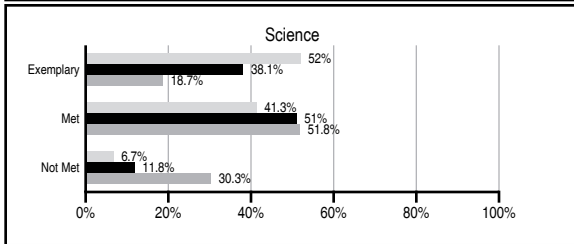
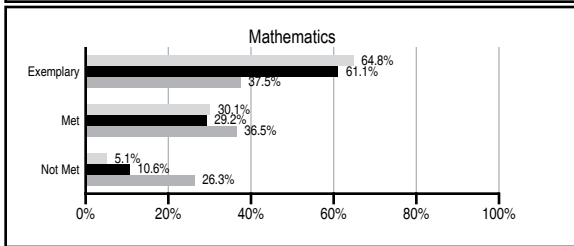
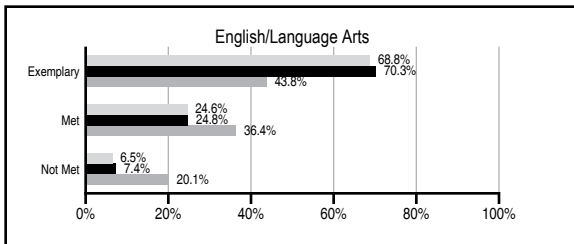
ABSOLUTE RATINGS OF ELEMENTARY SCHOOLS WITH STUDENTS LIKE OURS*

EXCELLENT	GOOD	AVERAGE	BELOW AVERAGE	AT-RISK
13	0	0	0	0

* Ratings are calculated with data available by 11/07/2013. Schools with Students Like Ours are Elementary Schools with Poverty Indices of no more than 5% above or below the index for this school.

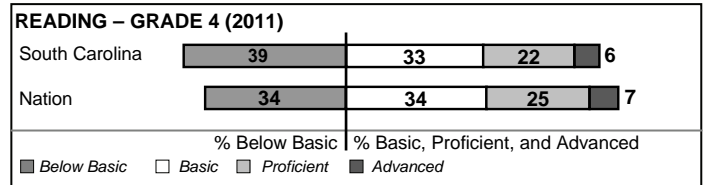
PASS PERFORMANCE

Our School Elementary Schools with Students Like Ours Elementary schools statewide



NAEP PERFORMANCE*

* Performance reported for SC and nation, data not available at school level. Percentages at NAEP Achievement Levels.



SC PERFORMANCE VISION

By 2020 all students will graduate with the knowledge and skills necessary to compete successfully in the global economy, participate in a democratic society and contribute positively as members of families and communities.

Abbreviations Key

N/A Not Applicable N/AV Not Available N/C Not Collected N/R Not Reported I/S Insufficient Sample TBD To be determined

Crowders Creek Elementary School [York 2 - Clover]

SCHOOL PROFILE

	Our School	Change from Last Year	Elementary Schools with Students Like Ours	Median Elementary School
Students (n=996)				
Retention rate	1.0%	Up from 0.8%	0.6%	0.9%
Attendance rate	96.9%	Down from 97.1%	97.1%	96.3%
Served by gifted and talented program	17.7%	N/A	18.4%	7.2%
With disabilities	6.8%	N/A	11.0%	12.4%
Older than usual for grade	0.7%	N/A	0.8%	1.9%
Out-of-school suspensions or expulsions for violent and/or criminal offenses	0.0%	No Change	0.0%	0.0%
Teachers (n=67)				
Teachers with advanced degrees	62.7%	Down from 68.8%	65.5%	62.5%
Continuing contract teachers	76.1%	Down from 90.6%	87.2%	83.3%
Teachers returning from previous year	85.4%	Down from 87.6%	90.8%	88.3%
Teacher attendance rate	94.6%	Down from 95.1%	95.4%	95.0%
Average teacher salary*	\$51,243	Up 1.6%	\$48,824	\$48,193
Classes not taught by highly qualified teachers	0.0%	No Change	0.0%	0.0%
Professional development days/teacher	9.2 days	Down from 12.7 days	9.6 days	11.0 days
School				
Principal's years at school	7.0	Up from 6.0	7.0	4.0
Student-teacher ratio in core subjects	N/R	N/R	20.6 to 1	20.1 to 1
Prime instructional time	89.2%	Down from 90.3%	92.0%	90.0%
Opportunities in the arts	Good	No Change	Good	Good
SACS accreditation	Yes	No Change	Yes	Yes
Parents attending conferences	100.0%	No Change	100.0%	100.0%
Character development program	Excellent	No Change	Excellent	Excellent
Dollars spent per pupil**	\$7,148	Down 0.2%	\$7,148	\$7,364
Percent of expenditures for instruction**	74.0%	Down from 74.3%	69.0%	68.0%
Percent of expenditures for teacher salaries**	71.0%	Up from 70.9%	68.0%	66.0%
ESEA composite index score	88.8	Down from 98.6	94.0	88.0

* Length of contract = 185+ days.

** Prior year audited financial data available.

EVALUATION RESULTS

	Teachers	Students*	Parents*
Number of surveys returned	55	164	85
Percent satisfied with learning environment	98.2%	82.4%	88.2%
Percent satisfied with social and physical environment	100%	72.4%	90.6%
Percent satisfied with school-home relations	98.2%	88.7%	88.3%

*Only students at the highest elementary school grade level at this school and their parents were included.

REPORT OF PRINCIPAL AND SCHOOL IMPROVEMENT COUNCIL

At Crowders Creek Elementary School, we strive each day to be a learning community that promotes successful achievement for our students. In our PK-5 elementary school of 1070 students, we encourage students to seek daily opportunities to learn and grow academically, socially, and emotionally. Integration across the curriculum areas allows students to experience the real world in the school setting. School activities such as chorus, TV news crew, Lego Robotics club, and safety patrol provide students with opportunities to use knowledge meaningfully.

Our school has been the recipient of 10 consecutive Palmetto Gold Awards. Our faculty focus is on appropriate instruction which is differentiated to meet varying student needs and abilities. Our teachers participate in district-wide collaboration sessions, school sessions on the Common Core State Standards, and other professional development specific to teacher needs. School funds and PTA funds are used to provide all necessary materials so that teachers have the necessary tools to target each child's academic needs. In addition to the instruction in the regular classroom, daily academic assistance and an after school tutoring program are available to help students continue to thrive academically. Reading Recovery is offered, and this year a second Reading Recovery teacher was added. In addition to gifted and talented classes in grades 3-5, the Accelerated Reader and Math Superstars programs provide opportunities to enrich student learning. Technology upgrades include the purchase of Apple iPads and document cameras for the classrooms.

Students are encouraged to make healthy life choices. The PTA fund raiser is a fun run for all students. In addition to weekly physical education classes and daily exercise breaks, after school options include speed stacking, Girls on the Run, and Let Me Run.

Students are allowed opportunities to demonstrate knowledge gained. Data is reviewed to monitor student growth throughout their academic careers. Students show their learning to parents and the community through a family math night, a kids' art fair, and classroom musical performances.

There is open communication with parents to focus on areas of strength as well as improvement. Local churches, civic groups, and community members provide support through donations and time spent mentoring students. Volunteers engage in tasks such as assisting teachers and tutoring students. Parents and the community are involved in Veterans Day, field day, and the storytelling festival. Teachers, school counselors, and parents collaborate in ways to foster healthy student growth and development through character lessons and activities as well as parent/family workshops and Parent University days. A dedicated and involved PTA and SIC continue to provide leadership and vision in the quest for excellence at our school. At Crowders Creek, the faculty, staff, and community engage our students so that young minds soar!

Comprehensive detail, including definitions of ratings, performance criteria, and explanations of status, is available on www.ed.sc.gov and www.eoc.sc.gov as well as school and school district websites.

Printed versions are available from school districts upon request.

Abbreviations Key

N/A Not Applicable N/AV Not Available N/C Not Collected N/R Not Reported I/S Insufficient Sample TBD To be determined
 NI Newly Identified CSI Continuing School Improvement CA Corrective Action RP Plan to Restructure R Restructure DELAY School Improvement Status HOLD School Improvement Status