



SC Annual School Report Card Summary

Griggs Road Elementary
 York 2 - Clover
 Grades: PK-5 Enrollment: 445
 Principal: Kenda P. Cook
 Superintendent: Marc J. Sosne
 Board Chair: Mack McCarter

PERFORMANCE

Comprehensive detail, including definitions of ratings, performance criteria, and explanations of status, is available on www.ed.sc.gov and www.eoc.sc.gov as well as school and school district websites. Printed versions are available from school districts upon request.

YEAR	ABSOLUTE RATING	GROWTH RATING	PALMETTO GOLD AND SILVER AWARD		ESEA/FEDERAL ACCOUNTABILITY RATING SYSTEM	
			General Performance	Closing the Gap	ESEA Grade	Accountability Indicator
2013	Excellent	Good	TBD	TBD	A	N/A
2012	Excellent	Excellent	Gold	Silver	A	N/A
2011	Excellent	Excellent	Gold	Silver	Met	N/A

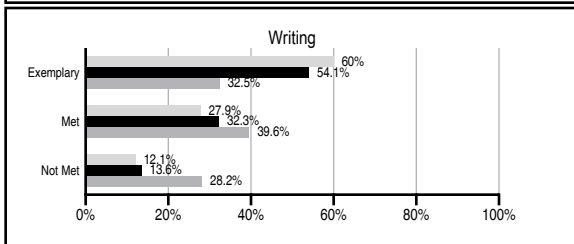
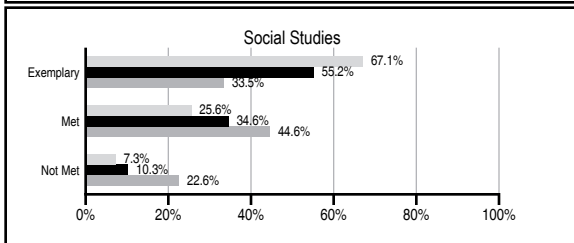
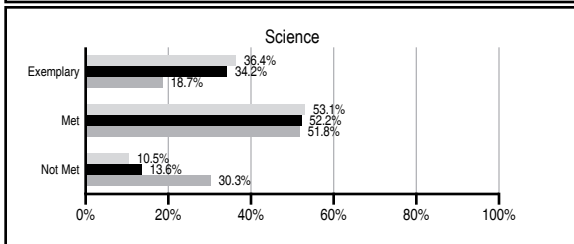
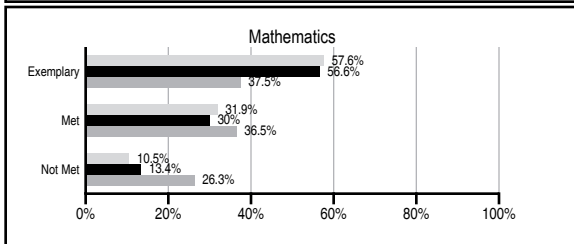
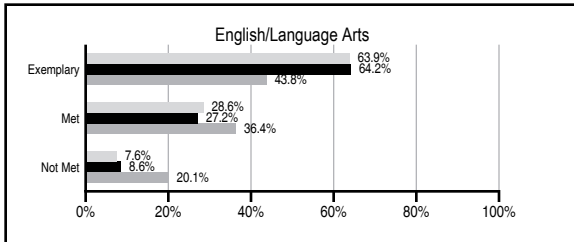
ABSOLUTE RATINGS OF ELEMENTARY SCHOOLS WITH STUDENTS LIKE OURS*

EXCELLENT	GOOD	AVERAGE	BELOW AVERAGE	AT-RISK
28	1	0	0	0

* Ratings are calculated with data available by 11/07/2013. Schools with Students Like Ours are Elementary Schools with Poverty Indices of no more than 5% above or below the index for this school.

PASS PERFORMANCE

Our School
 Elementary Schools with Students Like Ours
 Elementary schools statewide



NAEP PERFORMANCE*

* Performance reported for SC and nation, data not available at school level. Percentages at NAEP Achievement Levels.



SC PERFORMANCE VISION

By 2020 all students will graduate with the knowledge and skills necessary to compete successfully in the global economy, participate in a democratic society and contribute positively as members of families and communities.

Abbreviations Key

N/A Not Applicable N/AV Not Available N/C Not Collected N/R Not Reported I/S Insufficient Sample TBD To be determined

Griggs Road Elementary [York 2 - Clover]

SCHOOL PROFILE

	Our School	Change from Last Year	Elementary Schools with Students Like Ours	Median Elementary School
Students (n=445)				
Retention rate	0.4%	Down from 0.8%	0.7%	0.9%
Attendance rate	97.2%	Down from 97.5%	96.8%	96.3%
Served by gifted and talented program	14.5%	N/A	14.3%	7.2%
With disabilities	8.3%	N/A	9.4%	12.4%
Older than usual for grade	0.6%	N/A	0.9%	1.9%
Out-of-school suspensions or expulsions for violent and/or criminal offenses	0.0%	No Change	0.0%	0.0%
Teachers (n=36)				
Teachers with advanced degrees	61.1%	Up from 60.5%	64.2%	62.5%
Continuing contract teachers	88.9%	Up from 86.8%	79.6%	83.3%
Teachers returning from previous year	92.6%	Up from 90.8%	90.1%	88.3%
Teacher attendance rate	95.0%	Up from 93.5%	95.1%	95.0%
Average teacher salary*	\$53,375	Up 5.0%	\$49,298	\$48,193
Classes not taught by highly qualified teachers	0.0%	No Change	0.0%	0.0%
Professional development days/teacher	12.3 days	Up from 11.7 days	10.8 days	11.0 days
School				
Principal's years at school	3.0	Up from 2.0	4.0	4.0
Student-teacher ratio in core subjects	16.0 to 1	Down from 20.1 to 1	20.6 to 1	20.1 to 1
Prime instructional time	90.9%	Up from 89.0%	91.1%	90.0%
Opportunities in the arts	Good	No Change	Good	Good
SACS accreditation	Yes	No Change	Yes	Yes
Parents attending conferences	100.0%	Up from 98.4%	100.0%	100.0%
Character development program	Excellent	No Change	Excellent	Excellent
Dollars spent per pupil**	\$8,690	Up 7.6%	\$7,088	\$7,364
Percent of expenditures for instruction**	68.0%	Down from 72.2%	69.0%	68.0%
Percent of expenditures for teacher salaries**	66.0%	Down from 69.3%	68.5%	66.0%
ESEA composite index score	99.8	Up from 99.2	93.4	88.0

* Length of contract = 185+ days.

** Prior year audited financial data available.

EVALUATION RESULTS

	Teachers	Students*	Parents*
Number of surveys returned	36	72	54
Percent satisfied with learning environment	97.2%	93.1%	98.1%
Percent satisfied with social and physical environment	100%	74.7%	98.1%
Percent satisfied with school-home relations	97.2%	83.4%	100%

*Only students at the highest elementary school grade level at this school and their parents were included.

REPORT OF PRINCIPAL AND SCHOOL IMPROVEMENT COUNCIL

The focus of the faculty, staff, administration, and parent organizations at Griggs Road Elementary School is to provide a quality education for all children. Through dedication and hard work, Griggs Road has received the Palmetto Gold Award from the South Carolina Education Oversight Committee for Academic Achievement for the fourth consecutive year. Our school also received the Closing the Achievement Gap Award for the third consecutive year.

Griggs Road instituted an after school tutoring program to promote student achievement. Students in kindergarten through fifth grade were provided opportunities to have academic support in small group settings. Over 150 students were given this specialized instruction during a five month period this school year.

Griggs Road encourages students to be good citizens by emphasizing co-curricular activities such as service learning and character education. Students were able to participate in the following clubs: Clay Club, Physical Education/Cup Stacking Club, Geocaching Club, Girls on the Run Program, Let Me Run, Chorus, and Be a Fan Club.

Parent involvement is important to the culture of Griggs Road. Our School Improvement Council (SIC) and PTO contribute their time and talents to many projects/activities at our school. Parents work diligently to raise funds in order to provide our students with technology upgrades. The PTO fundraiser for the 2012-2013 school year provided classrooms with IPADS and funds to support this technology throughout the school year.

Parents and community members are a vital part of our school. Griggs Road strives to make our parents and community volunteers feel welcome and appreciated. Academic excellence is our primary goal at Griggs Road. Our school staff strives to maintain a quality education for all our students in a safe, nurturing, and healthy environment. This goal is achieved through the efforts of our faculty, staff, parents and students.

Kenda P. Cook, Principal
 Geoff Dubiski, Co-Chairperson, School Improvement Council
 Latonya Raiford, Co-Chairperson, School Improvement Council

Comprehensive detail, including definitions of ratings, performance criteria, and explanations of status, is available on www.ed.sc.gov and www.eoc.sc.gov as well as school and school district websites.

Printed versions are available from school districts upon request.

Abbreviations Key

N/A Not Applicable N/AV Not Available N/C Not Collected N/R Not Reported I/S Insufficient Sample TBD To be determined
 NI Newly Identified CSI Continuing School Improvement CA Corrective Action RP Plan to Restructure R Restructure DELAY School Improvement Status HOLD School Improvement Status