



SC Annual School Report Card Summary

Larne Elementary School
 York 2 - Clover
 Grades: PK-5 Enrollment: 468
 Principal: Georgia D. Westmoreland
 Superintendent: Marc J. Sosne
 Board Chair: Mack McCarter

PERFORMANCE

Comprehensive detail, including definitions of ratings, performance criteria, and explanations of status, is available on www.ed.sc.gov and www.eoc.sc.gov as well as school and school district websites. Printed versions are available from school districts upon request.

YEAR	ABSOLUTE RATING	GROWTH RATING	PALMETTO GOLD AND SILVER AWARD		ESEA/FEDERAL ACCOUNTABILITY RATING SYSTEM	
			General Performance	Closing the Gap	ESEA Grade	Accountability Indicator
2013	Excellent	Good	TBD	TBD	A	Reward
2012	Excellent	Excellent	Gold	Gold	A	Reward
2011	Excellent	Excellent	Gold	N/A	Met	N/A

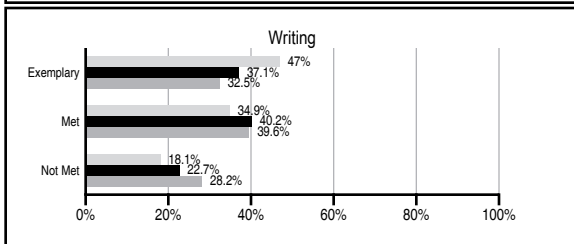
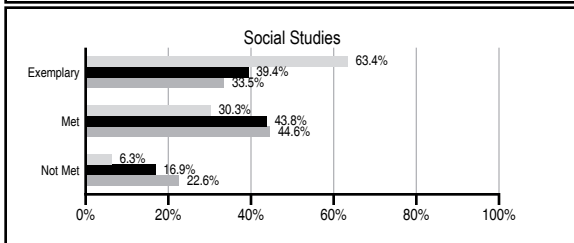
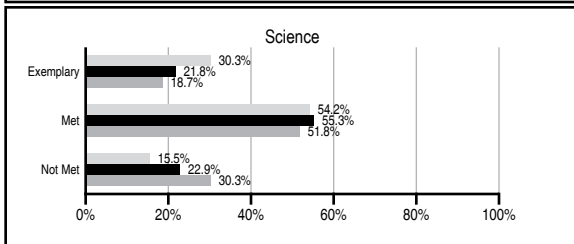
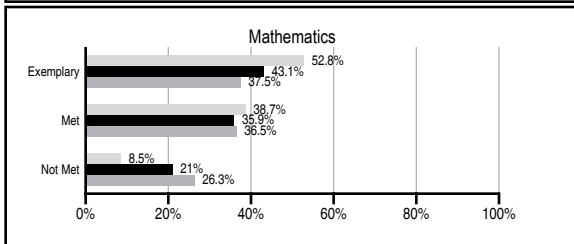
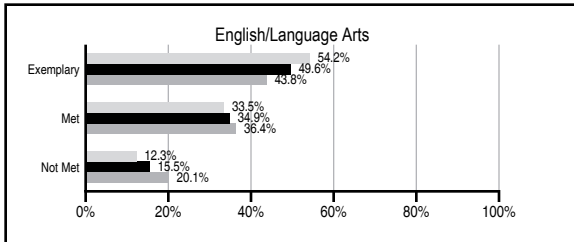
ABSOLUTE RATINGS OF ELEMENTARY SCHOOLS WITH STUDENTS LIKE OURS*

EXCELLENT	GOOD	AVERAGE	BELOW AVERAGE	AT-RISK
42	39	24	0	1

* Ratings are calculated with data available by 11/07/2013. Schools with Students Like Ours are Elementary Schools with Poverty Indices of no more than 5% above or below the index for this school.

PASS PERFORMANCE

Our School
 Elementary Schools with Students Like Ours
 Elementary schools statewide



NAEP PERFORMANCE*

* Performance reported for SC and nation, data not available at school level. Percentages at NAEP Achievement Levels.



SC PERFORMANCE VISION

By 2020 all students will graduate with the knowledge and skills necessary to compete successfully in the global economy, participate in a democratic society and contribute positively as members of families and communities.

Abbreviations Key

N/A Not Applicable N/AV Not Available N/C Not Collected N/R Not Reported I/S Insufficient Sample TBD To be determined

Larne Elementary School [York 2 - Clover]

SCHOOL PROFILE

	Our School	Change from Last Year	Elementary Schools with Students Like Ours	Median Elementary School
Students (n=468)				
Retention rate	1.2%	Up from 0.2%	1.1%	0.9%
Attendance rate	96.7%	Down from 97.0%	96.3%	96.3%
Served by gifted and talented program	8.5%	N/A	9.4%	7.2%
With disabilities	12.0%	N/A	12.3%	12.4%
Older than usual for grade	1.9%	N/A	1.9%	1.9%
Out-of-school suspensions or expulsions for violent and/or criminal offenses	0.0%	No Change	0.0%	0.0%
Teachers (n=43)				
Teachers with advanced degrees	69.8%	Down from 75.0%	64.0%	62.5%
Continuing contract teachers	81.4%	Down from 84.1%	86.8%	83.3%
Teachers returning from previous year	89.1%	N/A	89.2%	88.3%
Teacher attendance rate	96.8%	Down from 97.3%	94.9%	95.0%
Average teacher salary*	\$52,290	Up 4.6%	\$49,217	\$48,193
Classes not taught by highly qualified teachers	0.0%	No Change	0.0%	0.0%
Professional development days/teacher	9.4 days	Down from 10.7 days	11.4 days	11.0 days
School				
Principal's years at school	4.0	Up from 3.0	6.0	4.0
Student-teacher ratio in core subjects	15.4 to 1	Down from 20.3 to 1	20.7 to 1	20.1 to 1
Prime instructional time	91.6%	Down from 92.5%	90.1%	90.0%
Opportunities in the arts	Excellent	Up from Good	Good	Good
SACS accreditation	Yes	No Change	Yes	Yes
Parents attending conferences	100.0%	No Change	100.0%	100.0%
Character development program	Excellent	No Change	Excellent	Excellent
Dollars spent per pupil**	\$10,544	Up 6.2%	\$6,966	\$7,364
Percent of expenditures for instruction**	63.0%	Up from 61.4%	68.0%	68.0%
Percent of expenditures for teacher salaries**	60.0%	Up from 59.5%	66.0%	66.0%
ESEA composite index score	99.0	Down from 99.2	90.1	88.0

* Length of contract = 185+ days.

** Prior year audited financial data available.

EVALUATION RESULTS

	Teachers	Students*	Parents*
Number of surveys returned	46	72	53
Percent satisfied with learning environment	100%	97.2%	100%
Percent satisfied with social and physical environment	100%	94.5%	96.2%
Percent satisfied with school-home relations	100%	95.8%	92.3%

*Only students at the highest elementary school grade level at this school and their parents were included.

REPORT OF PRINCIPAL AND SCHOOL IMPROVEMENT COUNCIL

Building on the district's belief that all students have the ability to learn when immersed in a highly engaged environment, Larne Elementary School strives for teaching excellence. Our goal is to broaden students' horizons, advance their academic achievements, and expose them to a plethora of atypical educational experiences. Students are placed in small classes with highly-qualified, certified teachers. Teachers employ a variety of methods in their classrooms such as individual and small group instruction, hands-on project-based learning, and arts-based integration. We challenge students academically and strive to provide real world applications and instill good citizenship through various clubs and organizations offered to students beyond the academic day.

This year our school was honored by the state with a Palmetto Gold Award in recognition of our students' test scores on PASS. At Larne Elementary, we believe that student success is promoted through purposeful and engaging work. Student progress is monitored through benchmark testing. Teachers design lessons with academic rigor and provide academic assistance through after-school tutoring and special programs such as Reading Recovery and LEAP (Literacy Enrichment and Acceleration Program). Opportunities to experience success beyond the classroom abound at Larne. Before and after-school programs are tremendous motivators for students. Our Arts Integration program collaborates with community and staff to make lessons motivating, active, and engaging. Service learning opportunities this year included an annual canned food drive, participation in Jump Rope for Heart, and Student Council projects. One of our goals is to build character and good work ethic in all children. Many of our efforts are spent on uniting the home, school and community in order to increase the educational value offered to our children. Educators at Larne are provided with encouragement, time, resources, and professional development.

At Larne, our motto: A community of learners, inspiring all to think, to learn, to achieve, and to care has served as the blueprint to building an educationally enriching environment where the staff has agreed to be the guiding force behind the work that we do to help students achieve success.

Karen Farris, School Improvement Chairperson
Georgia Westmoreland, Principal

Comprehensive detail, including definitions of ratings, performance criteria, and explanations of status, is available on www.ed.sc.gov and www.eoc.sc.gov as well as school and school district websites.

Printed versions are available from school districts upon request.

Abbreviations Key

N/A Not Applicable N/AV Not Available N/C Not Collected N/R Not Reported I/S Insufficient Sample TBD To be determined

NI Newly Identified CSI Continuing School Improvement CA Corrective Action RP Plan to Restructure R Restructure DELAY School Improvement Status HOLD School Improvement Status