



# SC Annual School Report Card Summary

**Kinard Elementary School**  
**York 2 - Clover**  
**Grades: PK-5** Enrollment: 298  
**Principal: Kathryn S. Weathers**  
**Superintendent: Marc J. Sosne**  
**Board Chair: Mack McCarter**

## PERFORMANCE

Comprehensive detail, including definitions of ratings, performance criteria, and explanations of status, is available on [www.ed.sc.gov](http://www.ed.sc.gov) and [www.eoc.sc.gov](http://www.eoc.sc.gov) as well as school and school district websites. Printed versions are available from school districts upon request.

YEAR	ABSOLUTE RATING	GROWTH RATING	PALMETTO GOLD AND SILVER AWARD		ESEA/FEDERAL ACCOUNTABILITY RATING SYSTEM	
			General Performance	Closing the Gap	ESEA Grade	Accountability Indicator
2013	Excellent	Good	TBD	TBD	A	Reward
2012	Excellent	Excellent	Gold	N/A	A	Reward
2011	Good	Good	Silver	N/A	Not Met	N/A

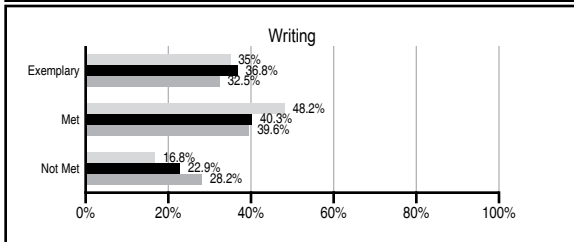
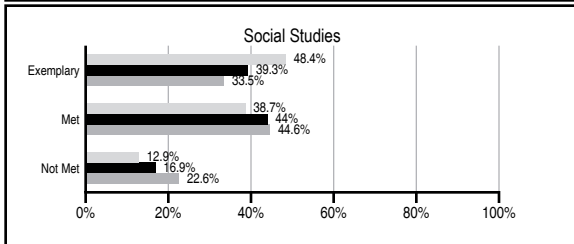
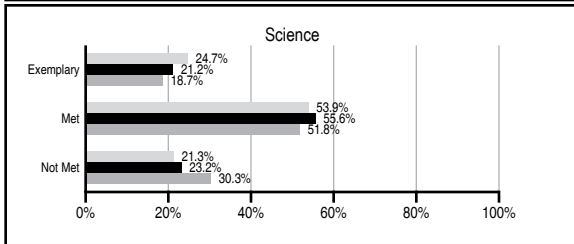
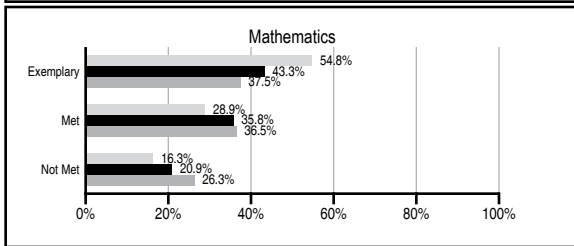
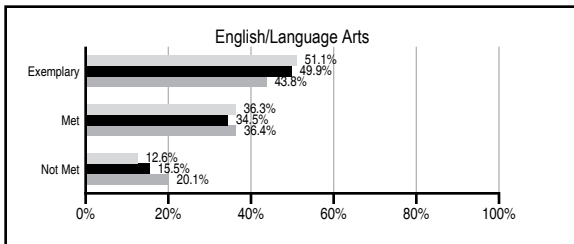
## ABSOLUTE RATINGS OF ELEMENTARY SCHOOLS WITH STUDENTS LIKE OURS\*

EXCELLENT	GOOD	AVERAGE	BELOW AVERAGE	AT-RISK
40	41	23	0	1

\* Ratings are calculated with data available by 11/07/2013. Schools with Students Like Ours are Elementary Schools with Poverty Indices of no more than 5% above or below the index for this school.

## PASS PERFORMANCE

Our School
  Elementary Schools with Students Like Ours
  Elementary schools statewide



## NAEP PERFORMANCE\*

\* Performance reported for SC and nation, data not available at school level. Percentages at NAEP Achievement Levels.



## SC PERFORMANCE VISION

*By 2020 all students will graduate with the knowledge and skills necessary to compete successfully in the global economy, participate in a democratic society and contribute positively as members of families and communities.*

### Abbreviations Key

N/A Not Applicable N/AV Not Available N/C Not Collected N/R Not Reported I/S Insufficient Sample TBD To be determined

# Kinard Elementary School [York 2 - Clover]

## SCHOOL PROFILE

	Our School	Change from Last Year	Elementary Schools with Students Like Ours	Median Elementary School
<b>Students (n=298)</b>				
Retention rate	0.7%	Up from 0.3%	0.9%	0.9%
Attendance rate	96.7%	Down from 97.1%	96.4%	96.3%
Served by gifted and talented program	9.5%	N/A	9.4%	7.2%
With disabilities	9.5%	N/A	12.3%	12.4%
Older than usual for grade	0.9%	N/A	1.7%	1.9%
Out-of-school suspensions or expulsions for violent and/or criminal offenses	0.0%	No Change	0.0%	0.0%
<b>Teachers (n=32)</b>				
Teachers with advanced degrees	46.9%	Up from 43.8%	64.0%	62.5%
Continuing contract teachers	71.9%	Down from 84.4%	86.8%	83.3%
Teachers returning from previous year	82.6%	Up from 70.8%	89.4%	88.3%
Teacher attendance rate	94.9%	Down from 95.6%	95.0%	95.0%
Average teacher salary*	\$46,167	Up 3.0%	\$49,217	\$48,193
Classes not taught by highly qualified teachers	0.0%	No Change	0.0%	0.0%
Professional development days/teacher	16.2 days	Up from 14.0 days	11.5 days	11.0 days
<b>School</b>				
Principal's years at school	4.0	Up from 3.0	5.0	4.0
Student-teacher ratio in core subjects	18.0 to 1	Up from 17.3 to 1	20.7 to 1	20.1 to 1
Prime instructional time	88.8%	Down from 90.3%	90.3%	90.0%
Opportunities in the arts	Good	No Change	Good	Good
SACS accreditation	Yes	No Change	Yes	Yes
Parents attending conferences	99.6%	Up from 98.7%	100.0%	100.0%
Character development program	Excellent	No Change	Excellent	Excellent
Dollars spent per pupil**	\$10,054	Down 2.9%	\$7,077	\$7,364
Percent of expenditures for instruction**	70.0%	Up from 67.6%	68.0%	68.0%
Percent of expenditures for teacher salaries**	67.0%	Up from 63.7%	66.0%	66.0%
ESEA composite index score	99.2	Up from 98.7	90.3	88.0

\* Length of contract = 185+ days.

\*\* Prior year audited financial data available.

## EVALUATION RESULTS

	Teachers	Students*	Parents*
Number of surveys returned	27	51	35
Percent satisfied with learning environment	96.3%	96.1%	94.3%
Percent satisfied with social and physical environment	100%	94%	94.1%
Percent satisfied with school-home relations	96.3%	94%	91.4%

\*Only students at the highest elementary school grade level at this school and their parents were included.

## REPORT OF PRINCIPAL AND SCHOOL IMPROVEMENT COUNCIL

Kinard Elementary School is located in the heart of Clover, SC serving approximately 340 students from Pre-Kindergarten to fifth grade. Kinard is committed to providing a positive educational program that encourages academic success and personal growth for each student.

The academic program at Kinard provides each child with instruction appropriate to their individual needs. Grade level field trips provide experiences for students to make connections beyond the classroom. Additionally, teachers remain current by participating in professional development opportunities within the district and state which support the SC Common Core standards. These opportunities further enable teachers to deliver cutting edge educational strategies to our students.

Kinard continues to provide leadership opportunities to students through The Leader in Me model which is built on the fundamental skills found in Dr. Stephen Covey's best-selling book, The 7 Habits of Highly Effective People. Students have taken ownership of their learning through the year-long process of maintaining Leadership Notebooks and holding student-led conferences. Leadership assemblies showcase how students have demonstrated the 7 Habits in their everyday school life.

Regularly scheduled parent involvement events allow parents to participate in learning experiences alongside their child. Fall Festival, Santa's Secret Workshop, Veteran's Day Celebrations, and Fine Arts Festival are a few annual events our parents and community enjoy. PTO sponsored events involving local restaurants prove to be family-centered as well.

Kinard is committed to continuous improvement. We recognize that building relationships and immersing ourselves into our school community assists students in building an important bridge between home and school. Partnerships with local businesses and civic organizations continue to enhance our instructional day. Our ongoing goal is to provide meaningful, educational experiences that shape our students' vision for their future.

Bernadette Canty, SIC Chairperson  
Kathryne S. Weathers, Principal

Comprehensive detail, including definitions of ratings, performance criteria, and explanations of status, is available on [www.ed.sc.gov](http://www.ed.sc.gov) and [www.eoc.sc.gov](http://www.eoc.sc.gov) as well as school and school district websites.

Printed versions are available from school districts upon request.

### Abbreviations Key

N/A Not Applicable N/AV Not Available N/C Not Collected N/R Not Reported I/S Insufficient Sample TBD To be determined  
NI Newly Identified CSI Continuing School Improvement CA Corrective Action RP Plan to Restructure R Restructure DELAY School Improvement Status HOLD School Improvement Status