



SC Annual School Report Card Summary

Bethel Elementary
 York 2 - Clover
 Grades: PK-5 Enrollment: 333
 Principal: Tom Guinane
 Superintendent: Marc J. Sosne
 Board Chair: Mack McCarter

PERFORMANCE

Comprehensive detail, including definitions of ratings, performance criteria, and explanations of status, is available on www.ed.sc.gov and www.eoc.sc.gov as well as school and school district websites. Printed versions are available from school districts upon request.

YEAR	ABSOLUTE RATING	GROWTH RATING	PALMETTO GOLD AND SILVER AWARD		ESEA/FEDERAL ACCOUNTABILITY RATING SYSTEM	
			General Performance	Closing the Gap	ESEA Grade	Accountability Indicator
2013	Excellent	Good	TBD	TBD	A	N/A
2012	Excellent	Excellent	Gold	N/A	A	N/A
2011	Excellent	Excellent	Gold	N/A	Not Met	N/A

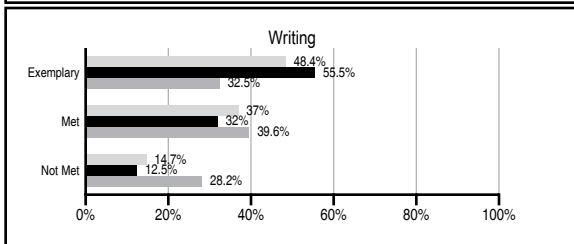
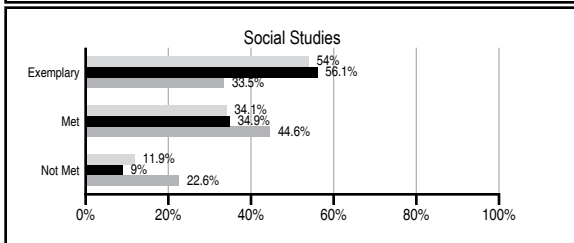
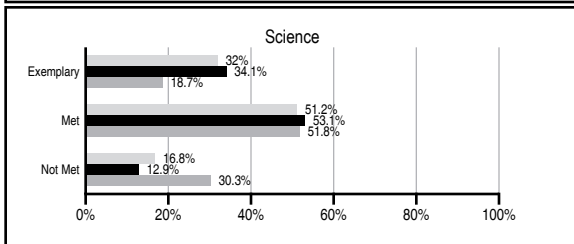
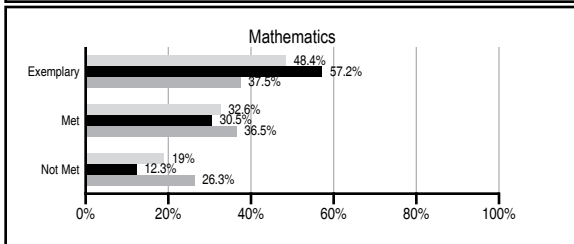
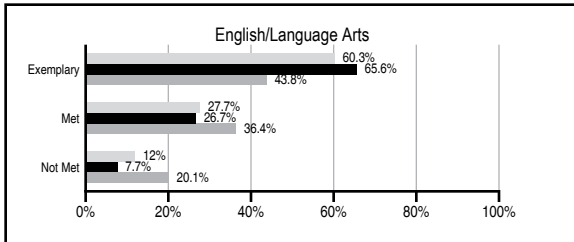
ABSOLUTE RATINGS OF ELEMENTARY SCHOOLS WITH STUDENTS LIKE OURS*

EXCELLENT	GOOD	AVERAGE	BELOW AVERAGE	AT-RISK
24	0	1	0	0

* Ratings are calculated with data available by 11/07/2013. Schools with Students Like Ours are Elementary Schools with Poverty Indices of no more than 5% above or below the index for this school.

PASS PERFORMANCE

Our School
 Elementary Schools with Students Like Ours
 Elementary schools statewide



NAEP PERFORMANCE*

* Performance reported for SC and nation, data not available at school level. Percentages at NAEP Achievement Levels.



SC PERFORMANCE VISION

By 2020 all students will graduate with the knowledge and skills necessary to compete successfully in the global economy, participate in a democratic society and contribute positively as members of families and communities.

Abbreviations Key

N/A Not Applicable N/AV Not Available N/C Not Collected N/R Not Reported I/S Insufficient Sample TBD To be determined

Bethel Elementary [York 2 - Clover]

SCHOOL PROFILE

	Our School	Change from Last Year	Elementary Schools with Students Like Ours	Median Elementary School
Students (n=333)				
Retention rate	0.6%	Down from 0.8%	0.7%	0.9%
Attendance rate	97.3%	Down from 97.4%	96.8%	96.3%
Served by gifted and talented program	15.3%	N/A	14.5%	7.2%
With disabilities	9.3%	N/A	10.6%	12.4%
Older than usual for grade	1.1%	N/A	0.9%	1.9%
Out-of-school suspensions or expulsions for violent and/or criminal offenses	0.0%	No Change	0.0%	0.0%
Teachers (n=26)				
Teachers with advanced degrees	73.1%	Down from 77.8%	66.7%	62.5%
Continuing contract teachers	88.5%	Down from 96.3%	81.8%	83.3%
Teachers returning from previous year	91.5%	Up from 89.1%	90.4%	88.3%
Teacher attendance rate	94.8%	N/R	95.1%	95.0%
Average teacher salary*	\$57,884	Up 1.2%	\$49,461	\$48,193
Classes not taught by highly qualified teachers	0.0%	No Change	0.0%	0.0%
Professional development days/teacher	11.7 days	Up from 7.5 days	10.8 days	11.0 days
School				
Principal's years at school	6.0	Up from 5.0	4.0	4.0
Student-teacher ratio in core subjects	17.9 to 1	Down from 21.4 to 1	20.7 to 1	20.1 to 1
Prime instructional time	90.3%	N/R	90.9%	90.0%
Opportunities in the arts	Good	No Change	Good	Good
SACS accreditation	Yes	No Change	Yes	Yes
Parents attending conferences	100.0%	No Change	100.0%	100.0%
Character development program	Excellent	No Change	Excellent	Excellent
Dollars spent per pupil**	\$9,158	Down 4.9%	\$7,088	\$7,364
Percent of expenditures for instruction**	71.0%	Up from 67.3%	69.5%	68.0%
Percent of expenditures for teacher salaries**	69.0%	Up from 65.3%	68.5%	66.0%
ESEA composite index score	92.0	Down from 100.0	93.4	88.0

* Length of contract = 185+ days.

** Prior year audited financial data available.

REPORT OF PRINCIPAL AND SCHOOL IMPROVEMENT COUNCIL

The mission of Bethel Elementary School, in partnership with the community, is to prepare lifelong problem solvers who will be productive in a culturally diverse and technologically oriented world by providing a quality education in a safe environment conducive to learning. All stakeholders including teachers, administration, and parents work together to provide a high quality education in a safe and welcoming environment. Bethel was once again recognized as a Palmetto Gold Award recipient for the 2011-2012 school year. Bethel Elementary has been awarded either a Gold or Silver Award for the past 12 years straight, a direct reflection of the high expectation placed on students to achieve their highest potential by teachers and staff. One hundred percent of all teachers are highly qualified as required by federal and state law and one hundred percent of all Para-professional staff is highly qualified as required by the Clover School District. Ninety percent of certified staff have advanced degrees. There are also nine National Board Certified teachers at Bethel. Bethel is fortunate to have an actively involved PTO. Throughout the school year, eighty percent of all parents participated in school activities during the school day, as well as participated in family activities at night. The PTO is responsible for the many activities and funds that are provided throughout the school year. Some of these activities include the annual Fall Carnival, the Artist-in-Residence program, the annual Talent show, and family fun nights throughout the year. The PTO provides monetary funds for teachers' support in the classroom to enhance the learning of their students. Bethel continues to be an exceptional institution of learning and will continue to strive to maintain the level of excellence that was established over the past 80 years.

EVALUATION RESULTS

	Teachers	Students*	Parents*
Number of surveys returned	29	71	37
Percent satisfied with learning environment	89.7%	88.7%	89.2%
Percent satisfied with social and physical environment	100%	90.2%	94.6%
Percent satisfied with school-home relations	93.1%	94.3%	91.9%

*Only students at the highest elementary school grade level at this school and their parents were included.

Comprehensive detail, including definitions of ratings, performance criteria, and explanations of status, is available on www.ed.sc.gov and www.eoc.sc.gov as well as school and school district websites.

Printed versions are available from school districts upon request.

Abbreviations Key

N/A Not Applicable N/AV Not Available N/C Not Collected N/R Not Reported I/S Insufficient Sample TBD To be determined
 NI Newly Identified CSI Continuing School Improvement CA Corrective Action RP Plan to Restructure R Restructure DELAY School Improvement Status HOLD School Improvement Status