



SC Annual School Report Card Summary

Bethany Elementary School
 York 2 - Clover
 Grades: PK-5 Enrollment: 374
 Principal: calub.courtwright@clover.k12.sc.us
 Superintendent: Marc J. Sosne
 Board Chair: Mack McCarter

PERFORMANCE

Comprehensive detail, including definitions of ratings, performance criteria, and explanations of status, is available on www.ed.sc.gov and www.eoc.sc.gov as well as school and school district websites. Printed versions are available from school districts upon request.

YEAR	ABSOLUTE RATING	GROWTH RATING	PALMETTO GOLD AND SILVER AWARD		ESEA/FEDERAL ACCOUNTABILITY RATING SYSTEM	
			General Performance	Closing the Gap	ESEA Grade	Accountability Indicator
2013	Excellent	Good	TBD	TBD	A	N/A
2012	Excellent	Excellent	Gold	Gold	A	N/A
2011	Excellent	Excellent	Gold	N/A	Met	N/A

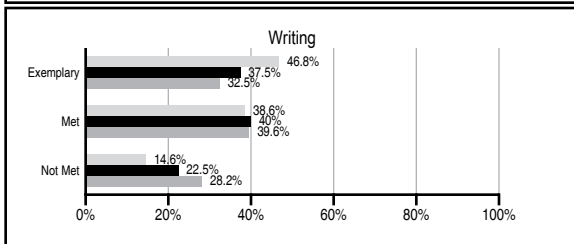
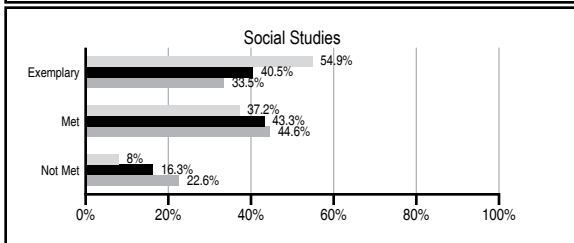
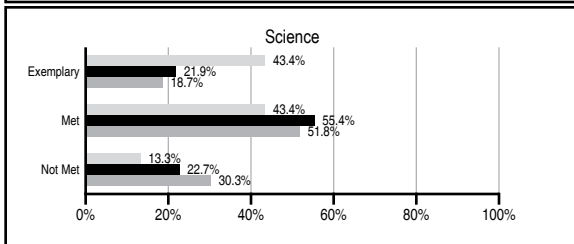
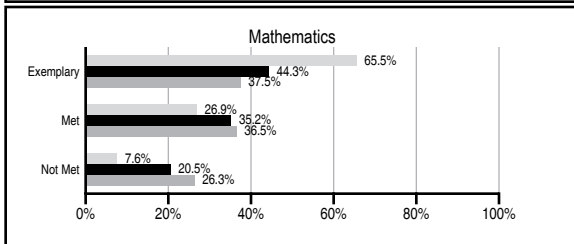
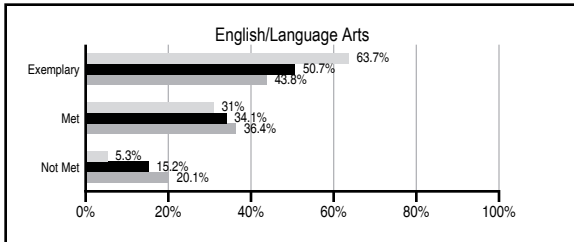
ABSOLUTE RATINGS OF ELEMENTARY SCHOOLS WITH STUDENTS LIKE OURS*

EXCELLENT	GOOD	AVERAGE	BELOW AVERAGE	AT-RISK
39	38	15	0	1

* Ratings are calculated with data available by 11/07/2013. Schools with Students Like Ours are Elementary Schools with Poverty Indices of no more than 5% above or below the index for this school.

PASS PERFORMANCE

Our School
 Elementary Schools with Students Like Ours
 Elementary schools statewide



NAEP PERFORMANCE*

* Performance reported for SC and nation, data not available at school level. Percentages at NAEP Achievement Levels.



SC PERFORMANCE VISION

By 2020 all students will graduate with the knowledge and skills necessary to compete successfully in the global economy, participate in a democratic society and contribute positively as members of families and communities.

Abbreviations Key

N/A Not Applicable N/AV Not Available N/C Not Collected N/R Not Reported I/S Insufficient Sample TBD To be determined

Bethany Elementary School [York 2 - Clover]

SCHOOL PROFILE

	Our School	Change from Last Year	Elementary Schools with Students Like Ours	Median Elementary School
Students (n=374)				
Retention rate	0.5%	Up from 0.4%	0.8%	0.9%
Attendance rate	96.6%	Down from 97.0%	96.4%	96.3%
Served by gifted and talented program	13.7%	N/A	9.7%	7.2%
With disabilities	7.1%	N/A	12.1%	12.4%
Older than usual for grade	1.0%	N/A	1.5%	1.9%
Out-of-school suspensions or expulsions for violent and/or criminal offenses	0.0%	No Change	0.0%	0.0%
Teachers (n=29)				
Teachers with advanced degrees	79.3%	Down from 80.0%	64.1%	62.5%
Continuing contract teachers	86.2%	Down from 90.0%	86.8%	83.3%
Teachers returning from previous year	92.5%	Up from 90.0%	89.9%	88.3%
Teacher attendance rate	97.1%	Down from 98.2%	95.0%	95.0%
Average teacher salary*	\$54,221	Down 0.8%	\$49,350	\$48,193
Classes not taught by highly qualified teachers	0.0%	No Change	0.0%	0.0%
Professional development days/teacher	14.0 days	Down from 14.6 days	12.0 days	11.0 days
School				
Principal's years at school	3.0	Up from 2.0	5.0	4.0
Student-teacher ratio in core subjects	17.8 to 1	Down from 18.3 to 1	20.7 to 1	20.1 to 1
Prime instructional time	91.8%	Down from 93.7%	90.2%	90.0%
Opportunities in the arts	Good	No Change	Good	Good
SACS accreditation	Yes	No Change	Yes	Yes
Parents attending conferences	100.0%	Up from 99.4%	100.0%	100.0%
Character development program	Excellent	No Change	Excellent	Excellent
Dollars spent per pupil**	\$10,524	Down 4.2%	\$7,148	\$7,364
Percent of expenditures for instruction**	65.0%	Down from 68.8%	68.0%	68.0%
Percent of expenditures for teacher salaries**	62.0%	Down from 66.5%	66.0%	66.0%
ESEA composite index score	100.0	No Change	90.8	88.0

* Length of contract = 185+ days.

** Prior year audited financial data available.

EVALUATION RESULTS

	Teachers	Students*	Parents*
Number of surveys returned	30	65	50
Percent satisfied with learning environment	100%	95.4%	94%
Percent satisfied with social and physical environment	100%	95.3%	90%
Percent satisfied with school-home relations	100%	93.8%	94%

*Only students at the highest elementary school grade level at this school and their parents were included.

REPORT OF PRINCIPAL AND SCHOOL IMPROVEMENT COUNCIL

Bethany Elementary School is a pre-k through 5th grade school serving about 400 students. Bethany's mission is to prepare each child for a successful and productive future. We will continue to assess our strengths and weaknesses for school improvement. Bethany will continue to set new goals for improved student performance and will continue to focus attention on student achievement, teacher quality and parent involvement.

Academic excellence and student engagement continue to be the focus of Bethany Elementary School. The Bethany community, staff, and students are proud of their accomplishments and are committed to the belief that all children can be successful in school. High expectations for student performance are evident. Bethany students continue to score above the state average on the Palmetto Assessment of State Standards and have been recognized for academic excellence.

While academics are our focus special programs and initiatives beyond the classroom are available through other avenues such as student council, safety patrol, science club, art club, Girls on the Run, boys' sports club, recycling club, cup stacking club, chorus, Accelerated Reader, Math Superstars, and the Academically Gifted program give students more opportunities in advancing their skills.

Character education is an important part of our school with administrators and teachers emphasizing a new character trait each month. Students in grades 3—5 participated in stations during a Career Day at Bethany. The students were exposed to eight different careers.

Bethany's goal is to ensure that students demonstrate competency in the core academic areas and exhibit the qualities of responsible and productive members of society. Staff development opportunities are provided on an ongoing basis to enhance classroom instruction. During the 2012—2013 school year, our teachers participated in district-wide collaboration sessions, vertical planning at the school level, and other professional development specific to teacher needs. Our teachers continue to study areas of need and interest and collaborate effectively with their colleagues.

Parent and community involvement are the cornerstones of our school's character. This is obvious as one attends special events such as the family picnic or "COW" (Celebrating Our Work) night at Bethany. A dedicated and involved PTO and SIC continue to provide leadership and vision in the quest for excellence at our school. As we move forward, the school and community remain committed to the success of all students served at Bethany.

Calub Courtwright, Principal; Stephanie Splawn, SIC Chair

Comprehensive detail, including definitions of ratings, performance criteria, and explanations of status, is available on www.ed.sc.gov and www.eoc.sc.gov as well as school and school district websites.

Printed versions are available from school districts upon request.

Abbreviations Key

N/A Not Applicable N/AV Not Available N/C Not Collected N/R Not Reported I/S Insufficient Sample TBD To be determined
 NI Newly Identified CSI Continuing School Improvement CA Corrective Action RP Plan to Restructure R Restructure DELAY School Improvement Status HOLD School Improvement Status