



SC Annual School Report Card Summary

York Intermediate School
 York 1
 Grades: 5-6 Enrollment: 687
 Principal: Keith McSwain
 Superintendent: Dr Vernon Prosser
 Board Chair: Shirley Harris

PERFORMANCE

Comprehensive detail, including definitions of ratings, performance criteria, and explanations of status, is available on www.ed.sc.gov and www.eoc.sc.gov as well as school and school district websites. Printed versions are available from school districts upon request.

YEAR	ABSOLUTE RATING	GROWTH RATING	PALMETTO GOLD AND SILVER AWARD		ESEA/FEDERAL ACCOUNTABILITY RATING SYSTEM	
			General Performance	Closing the Gap	ESEA Grade	Accountability Indicator
2013	Average	Good	TBD	TBD	B	N/A
2012	Good	Excellent	Gold	Silver	A	N/A
2011	Average	Good	Silver	Silver	Not Met	N/A

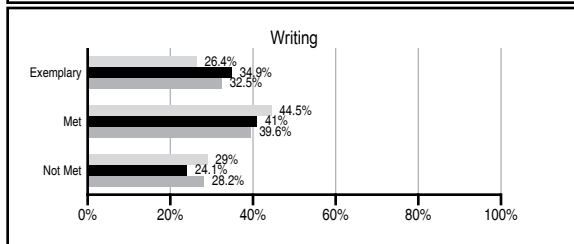
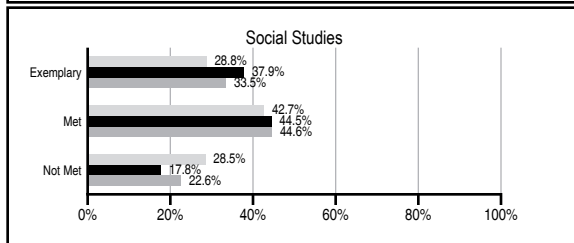
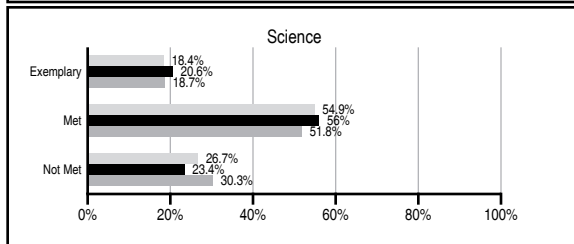
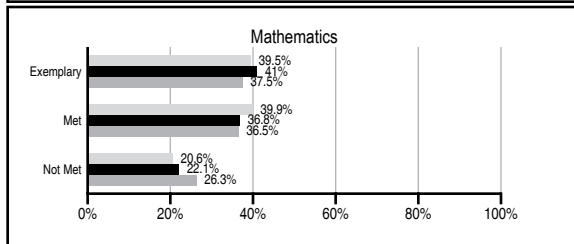
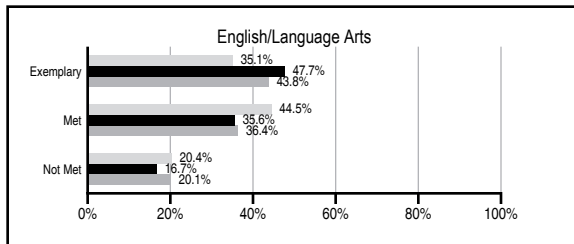
ABSOLUTE RATINGS OF ELEMENTARY SCHOOLS WITH STUDENTS LIKE OURS*

EXCELLENT	GOOD	AVERAGE	BELOW AVERAGE	AT-RISK
36	39	30	0	1

* Ratings are calculated with data available by 11/07/2013. Schools with Students Like Ours are Elementary Schools with Poverty Indices of no more than 5% above or below the index for this school.



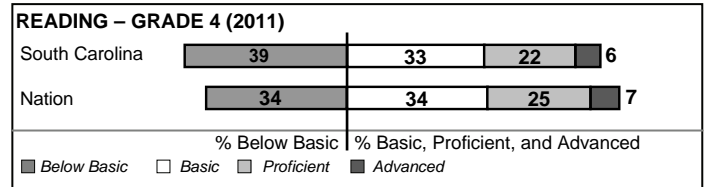
PASS PERFORMANCE

Our School
 Elementary Schools with Students Like Ours
 Elementary schools statewide



NAEP PERFORMANCE*

* Performance reported for SC and nation, data not available at school level. Percentages at NAEP Achievement Levels.



SC PERFORMANCE VISION

By 2020 all students will graduate with the knowledge and skills necessary to compete successfully in the global economy, participate in a democratic society and contribute positively as members of families and communities.

Abbreviations Key

N/A Not Applicable N/AV Not Available N/C Not Collected N/R Not Reported I/S Insufficient Sample TBD To be determined

York Intermediate School [York 1]

SCHOOL PROFILE

	Our School	Change from Last Year	Elementary Schools with Students Like Ours	Median Elementary School
Students (n=687)				
Retention rate	0.3%	Down from 0.4%	1.2%	0.9%
Attendance rate	96.3%	Down from 96.5%	96.2%	96.3%
Served by gifted and talented program	19.9%	N/A	8.7%	7.2%
With disabilities	13.5%	N/A	12.7%	12.4%
Older than usual for grade	3.2%	N/A	2.1%	1.9%
Out-of-school suspensions or expulsions for violent and/or criminal offenses	0.1%	Down from 0.3%	0.0%	0.0%
Teachers (n=44)				
Teachers with advanced degrees	63.6%	Down from 68.2%	64.1%	62.5%
Continuing contract teachers	93.2%	Down from 97.7%	86.8%	83.3%
Teachers returning from previous year	N/A	N/A	89.7%	88.3%
Teacher attendance rate	94.7%	Up from 93.2%	95.0%	95.0%
Average teacher salary*	\$50,081	Up 0.2%	\$48,922	\$48,193
Classes not taught by highly qualified teachers	0.9%	Up from 0.0%	0.0%	0.0%
Professional development days/teacher	8.6 days	Up from 6.9 days	11.2 days	11.0 days
School				
Principal's years at school	7.0	Up from 6.0	6.0	4.0
Student-teacher ratio in core subjects	21.0 to 1	Down from 21.3 to 1	20.7 to 1	20.1 to 1
Prime instructional time	90.4%	Up from 89.4%	90.1%	90.0%
Opportunities in the arts	Good	No Change	Good	Good
SACS accreditation	Yes	No Change	Yes	Yes
Parents attending conferences	98.0%	Up from 93.3%	100.0%	100.0%
Character development program	Excellent	No Change	Excellent	Excellent
Dollars spent per pupil**	\$6,479	Up 2.6%	\$6,932	\$7,364
Percent of expenditures for instruction**	71.0%	Up from 69.5%	68.0%	68.0%
Percent of expenditures for teacher salaries**	70.0%	Up from 68.5%	66.0%	66.0%
ESEA composite index score	84.1	Down from 90.6	89.4	88.0

* Length of contract = 185+ days.

** Prior year audited financial data available.

EVALUATION RESULTS

	Teachers	Students*	Parents*
Number of surveys returned	46	303	212
Percent satisfied with learning environment	97.9%	78.9%	87.8%
Percent satisfied with social and physical environment	97.8%	81.5%	82.1%
Percent satisfied with school-home relations	91.4%	79.2%	80%

*Only students at the highest elementary school grade level at this school and their parents were included.

REPORT OF PRINCIPAL AND SCHOOL IMPROVEMENT COUNCIL

York Intermediate School serves fifth and sixth grade students in York School District One. Our mission statement is, "Working with the community, we will provide a diverse, innovative education in a safe environment enabling students to become responsible citizens in a global society."

During the 2012-2013 school year, our school experienced several successes. We received the 2012-2013 Palmetto Gold Award for improving student achievement and closing the achievement gap based on our standardized test scores. We were awarded an Absolute Rating of "Good" on our State Report card and a Growth Rating of "Excellent." Once again, our students showed significant academic growth from fall to spring MAP testing in both reading and math.

York Intermediate School's primary focus this year was to maintain focus on our four district goals which consists of: Data Driven Decision Making, Promoting Literacy in all content areas, Extra Time and Extra Help for all students, and Increase use of technology in all classrooms.

To assist our teachers with these four goals, we participated in Professional Learning Communities twice a month facilitated by our Content Area Department Leaders and District Office curriculum team. These meetings not only allowed our teachers an opportunity to collaborate and plan together, they also allowed our teachers to interpret student data, identify strategies to differentiate instruction, increase use of technology in the classroom, promote literacy across the curriculum and prepare for the Common Core State Standards.

For the 2013-2014 school year, our teachers will focus on teaching the Common Core State Standards. Teachers will continue to differentiate instruction so that we can meet the needs of all our students. Literacy will continue to be a major focus at York Intermediate School. We will continue to set aside time for independent reading and student conferencing. Our teachers will continue to utilize technology through Promethean Boards, Document Cameras, and other sources of technology. Last of all, we will continue to provide students "extra time and extra help" through after school programs, Classworks computer assisted program, Math Prep and ELA Prep.

York Intermediate School is dedicated to "Sparking Potential and Inspiring Success" for all students.

Keith McSwain, Principal
Bob Elliot, SIC Chair

Comprehensive detail, including definitions of ratings, performance criteria, and explanations of status, is available on www.ed.sc.gov and www.eoc.sc.gov as well as school and school district websites.

Printed versions are available from school districts upon request.

Abbreviations Key

N/A Not Applicable N/AV Not Available N/C Not Collected N/R Not Reported I/S Insufficient Sample TBD To be determined

NI Newly Identified CSI Continuing School Improvement CA Corrective Action RP Plan to Restructure R Restructure DELAY School Improvement Status HOLD School Improvement Status