



SC Annual School Report Card Summary

Cotton Belt Elementary
 York 1
 Grades: PK-4 Enrollment: 373
 Principal: Jennifer Bolin
 Superintendent: Dr Vernon Prosser
 Board Chair: Shirley Harris

PERFORMANCE

Comprehensive detail, including definitions of ratings, performance criteria, and explanations of status, is available on www.ed.sc.gov and www.eoc.sc.gov as well as school and school district websites. Printed versions are available from school districts upon request.

YEAR	ABSOLUTE RATING	GROWTH RATING	PALMETTO GOLD AND SILVER AWARD		ESEA/FEDERAL ACCOUNTABILITY RATING SYSTEM	
			General Performance	Closing the Gap	ESEA Grade	Accountability Indicator
2013	Good	Average	TBD	TBD	A	Reward
2012	Good	Excellent	Gold	N/A	A	Reward
2011	Average	Average	Silver	N/A	Not Met	N/A

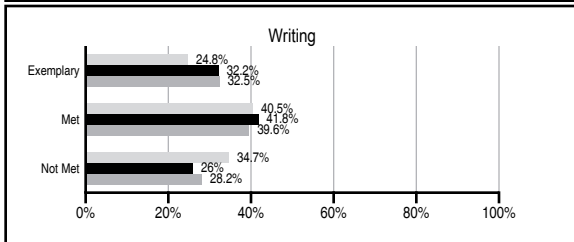
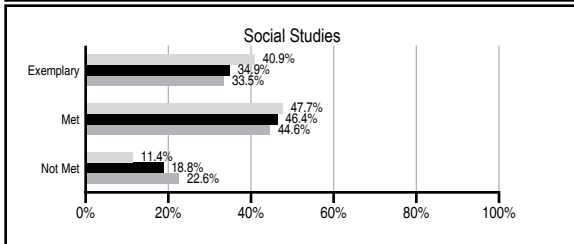
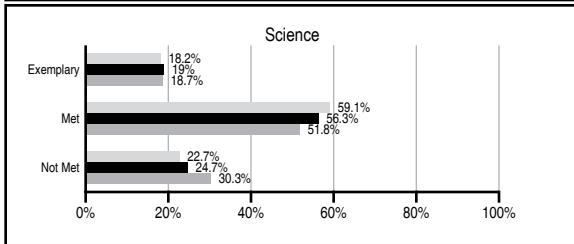
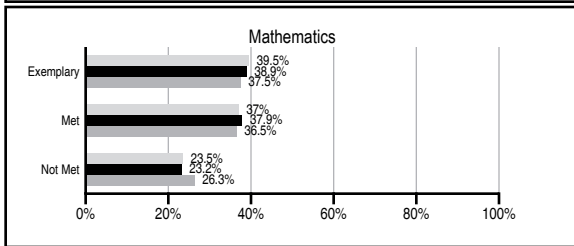
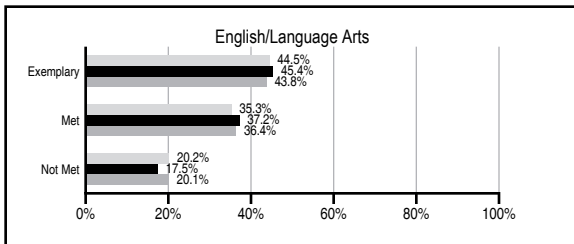
ABSOLUTE RATINGS OF ELEMENTARY SCHOOLS WITH STUDENTS LIKE OURS*

EXCELLENT	GOOD	AVERAGE	BELOW AVERAGE	AT-RISK
26	44	46	0	0

* Ratings are calculated with data available by 11/07/2013. Schools with Students Like Ours are Elementary Schools with Poverty Indices of no more than 5% above or below the index for this school.

PASS PERFORMANCE

Our School
 Elementary Schools with Students Like Ours
 Elementary schools statewide



NAEP PERFORMANCE*

* Performance reported for SC and nation, data not available at school level. Percentages at NAEP Achievement Levels.



SC PERFORMANCE VISION

By 2020 all students will graduate with the knowledge and skills necessary to compete successfully in the global economy, participate in a democratic society and contribute positively as members of families and communities.

Abbreviations Key

N/A Not Applicable N/AV Not Available N/C Not Collected N/R Not Reported I/S Insufficient Sample TBD To be determined

Cotton Belt Elementary [York 1]

SCHOOL PROFILE

	Our School	Change from Last Year	Elementary Schools with Students Like Ours	Median Elementary School
Students (n=373)				
Retention rate	1.3%	Down from 1.8%	1.3%	0.9%
Attendance rate	96.2%	Down from 96.3%	96.2%	96.3%
Served by gifted and talented program	3.9%	N/A	8.7%	7.2%
With disabilities	14.8%	N/A	13.6%	12.4%
Older than usual for grade	1.4%	N/A	2.3%	1.9%
Out-of-school suspensions or expulsions for violent and/or criminal offenses	0.3%	Up from 0.0%	0.0%	0.0%
Teachers (n=27)				
Teachers with advanced degrees	63.0%	Up from 59.3%	62.5%	62.5%
Continuing contract teachers	92.6%	Down from 96.3%	85.7%	83.3%
Teachers returning from previous year	78.4%	Down from 79.4%	89.2%	88.3%
Teacher attendance rate	95.1%	Down from 95.8%	95.0%	95.0%
Average teacher salary*	\$50,730	Up 2.4%	\$48,608	\$48,193
Classes not taught by highly qualified teachers	0.0%	No Change	0.0%	0.0%
Professional development days/teacher	8.1 days	Up from 7.6 days	11.1 days	11.0 days
School				
Principal's years at school	2.0	Up from 1.0	4.0	4.0
Student-teacher ratio in core subjects	20.1 to 1	Down from 24.9 to 1	20.3 to 1	20.1 to 1
Prime instructional time	89.8%	Down from 91.0%	90.0%	90.0%
Opportunities in the arts	Good	No Change	Good	Good
SACS accreditation	Yes	No Change	Yes	Yes
Parents attending conferences	99.1%	Down from 100.0%	100.0%	100.0%
Character development program	Excellent	No Change	Excellent	Excellent
Dollars spent per pupil**	\$7,363	Up 5.3%	\$7,075	\$7,364
Percent of expenditures for instruction**	70.0%	Down from 74.6%	68.0%	68.0%
Percent of expenditures for teacher salaries**	69.0%	Down from 73.6%	66.0%	66.0%
ESEA composite index score	92.3	Down from 96.5	88.1	88.0

* Length of contract = 185+ days.

** Prior year audited financial data available.

EVALUATION RESULTS

	Teachers	Students*	Parents*
Number of surveys returned	23	60	41
Percent satisfied with learning environment	86.9%	93.3%	78%
Percent satisfied with social and physical environment	100%	93.2%	81%
Percent satisfied with school-home relations	78.3%	90%	85.3%

*Only students at the highest elementary school grade level at this school and their parents were included.

REPORT OF PRINCIPAL AND SCHOOL IMPROVEMENT COUNCIL

The 2012-2013 school year at Cotton Belt Elementary has been an exciting year full of achievements and challenges. Our students, staff, parents, and community members continue to work hard each and every day to provide an environment of college and career readiness for our boys and girls. As in the past, improving student achievement continues to be a top priority. We were fortunate this year to have received a Palmetto Gold Award for General Performance from the State Department of Education. This accomplishment is a tribute to the commitment and dedication of each member of the Cotton Belt family.

As always our primary objective is to improve student achievement. We worked this year to accomplish this by focusing on our school and district priorities: 1) data-driven instructional decisions, (2) literacy across the curriculum, (3) extra time/extra assistance, and (4) technology. We will continue to focus on these four areas during the 2013-2014 school year by using MAP data and other data sources to make instructional decisions, providing a balanced literacy approach to teaching reading and writing, providing interventions for struggling students in math and reading, and utilizing the promethean boards and other technology tools to enhance instruction.

As mentioned above, our parents and community members play an integral role in the success of our children. Our outstanding PTO, parent volunteers, community volunteers, and local businesses all work hard to help our students become successful.

These groups were recognized for their commitment when our district received accreditation from the AdvancED Quality Assurance Team. We are extremely fortunate to be part of an AdvancED accredited school system. We also work with Winthrop University as a NetScope Partner School. This partnership benefits our school in many ways. We were able to have the pleasure of 5 Winthrop interns this school year. Three of which spent the entire school year at Cotton Belt Elementary. We were also able to use resources through Winthrop University to provide professional development for our teachers. We all work together to provide a diverse, innovative education in a safe environment enabling students to become responsible citizens in a global society, which is the mission of York School District One and Cotton Belt Elementary.

As you review the data from this report card, please let it be a reminder that we are continuously working to provide the best education possible to the students of Cotton Belt Elementary. Many thanks to all of our stakeholders for this year's accomplishments and for making Cotton Belt a great place to learn. We will continue to work to "spark potential and inspire success" at Cotton Belt Elementary.

Jennifer Bolin, Principal
Kim Black, Chairperson/School Improvement Council

Comprehensive detail, including definitions of ratings, performance criteria, and explanations of status, is available on www.ed.sc.gov and www.eoc.sc.gov as well as school and school district websites.

Printed versions are available from school districts upon request.

Abbreviations Key

N/A Not Applicable N/AV Not Available N/C Not Collected N/R Not Reported I/S Insufficient Sample TBD To be determined

NI Newly Identified CSI Continuing School Improvement CA Corrective Action RP Plan to Restructure R Restructure DELAY School Improvement Status HOLD School Improvement Status