

SC Annual School Report Card Summary

Hickory Grove/Sharon Elementary
 York 1
 Grades: PK-6 Enrollment: 379
 Principal: H. Dietrich Long
 Superintendent: Dr Vernon Prosser
 Board Chair: Shirley Harris

PERFORMANCE

Comprehensive detail, including definitions of ratings, performance criteria, and explanations of status, is available on www.ed.sc.gov and www.eoc.sc.gov as well as school and school district websites. Printed versions are available from school districts upon request.

YEAR	ABSOLUTE RATING	GROWTH RATING	PALMETTO GOLD AND SILVER AWARD		ESEA/FEDERAL ACCOUNTABILITY RATING SYSTEM	
			General Performance	Closing the Gap	ESEA Grade	Accountability Indicator
2013	Average	Average	TBD	TBD	B	N/A
2012	Average	Average	N/A	N/A	A	N/A
2011	Average	Average	Silver	N/A	Met	N/A

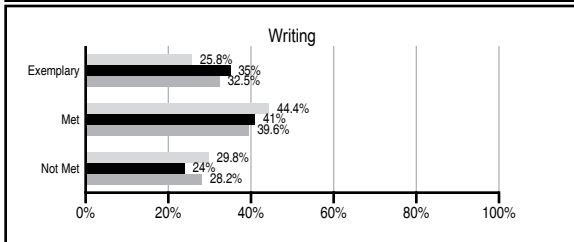
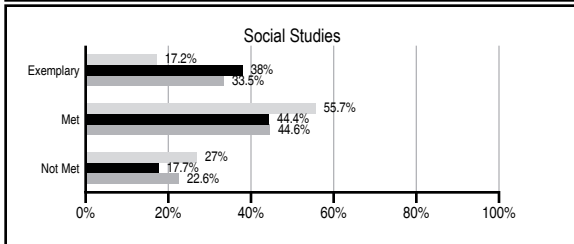
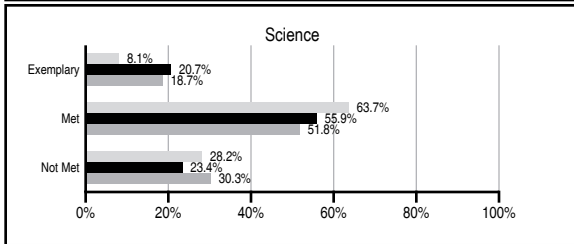
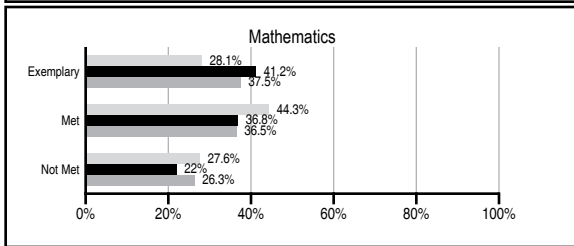
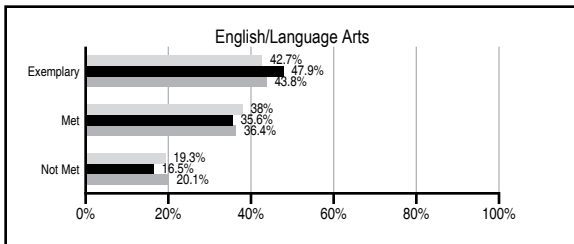
ABSOLUTE RATINGS OF ELEMENTARY SCHOOLS WITH STUDENTS LIKE OURS*

EXCELLENT	GOOD	AVERAGE	BELOW AVERAGE	AT-RISK
37	37	30	0	1

* Ratings are calculated with data available by 11/07/2013. Schools with Students Like Ours are Elementary Schools with Poverty Indices of no more than 5% above or below the index for this school.


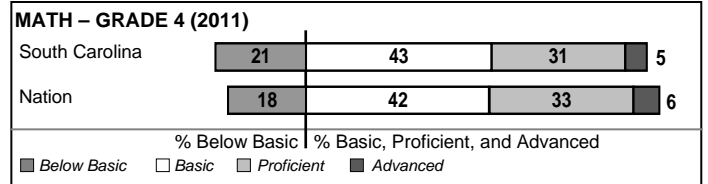
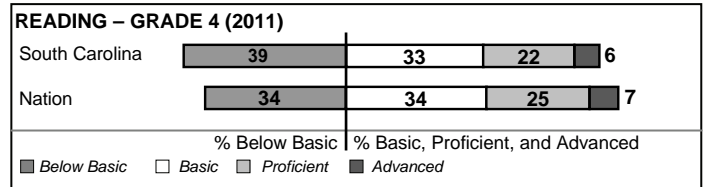
PASS PERFORMANCE

Our School
 Elementary Schools with Students Like Ours
 Elementary schools statewide



NAEP PERFORMANCE*

* Performance reported for SC and nation, data not available at school level. Percentages at NAEP Achievement Levels.



SC PERFORMANCE VISION

By 2020 all students will graduate with the knowledge and skills necessary to compete successfully in the global economy, participate in a democratic society and contribute positively as members of families and communities.

Abbreviations Key

N/A Not Applicable N/AV Not Available N/C Not Collected N/R Not Reported I/S Insufficient Sample TBD To be determined

Hickory Grove/Sharon Elementary [York 1]

SCHOOL PROFILE

	Our School	Change from Last Year	Elementary Schools with Students Like Ours	Median Elementary School
Students (n=379)				
Retention rate	1.6%	Up from 1.1%	1.2%	0.9%
Attendance rate	96.2%	Down from 96.4%	96.2%	96.3%
Served by gifted and talented program	9.7%	N/A	8.7%	7.2%
With disabilities	12.3%	N/A	12.6%	12.4%
Older than usual for grade	1.2%	N/A	2.1%	1.9%
Out-of-school suspensions or expulsions for violent and/or criminal offenses	0.0%	No Change	0.0%	0.0%
Teachers (n=27)				
Teachers with advanced degrees	77.8%	Down from 78.6%	64.2%	62.5%
Continuing contract teachers	100.0%	No Change	86.6%	83.3%
Teachers returning from previous year	96.3%	Down from 96.4%	89.9%	88.3%
Teacher attendance rate	95.3%	Down from 96.9%	95.0%	95.0%
Average teacher salary*	\$52,836	Up 4.0%	\$49,013	\$48,193
Classes not taught by highly qualified teachers	0.0%	No Change	0.0%	0.0%
Professional development days/teacher	8.2 days	Up from 7.0 days	11.3 days	11.0 days
School				
Principal's years at school	6.0	Up from 4.0	6.0	4.0
Student-teacher ratio in core subjects	16.2 to 1	Up from 16.0 to 1	20.8 to 1	20.1 to 1
Prime instructional time	90.5%	Down from 93.0%	90.1%	90.0%
Opportunities in the arts	Good	No Change	Good	Good
SACS accreditation	Yes	No Change	Yes	Yes
Parents attending conferences	98.0%	Down from 100.0%	100.0%	100.0%
Character development program	Average	No Change	Excellent	Excellent
Dollars spent per pupil**	\$7,210	Up 11.8%	\$6,901	\$7,364
Percent of expenditures for instruction**	69.0%	Down from 70.1%	68.0%	68.0%
Percent of expenditures for teacher salaries**	69.0%	Down from 69.4%	66.0%	66.0%
ESEA composite index score	86.4	Down from 92.9	89.6	88.0

* Length of contract = 185+ days.

** Prior year audited financial data available.

EVALUATION RESULTS

	Teachers	Students*	Parents*
Number of surveys returned	28	48	41
Percent satisfied with learning environment	85.8%	85.4%	87.8%
Percent satisfied with social and physical environment	96.4%	86.6%	80.5%
Percent satisfied with school-home relations	85.7%	92.3%	73.1%

*Only students at the highest elementary school grade level at this school and their parents were included.

REPORT OF PRINCIPAL AND SCHOOL IMPROVEMENT COUNCIL

The 2012-2013 school year at Hickory Grove /Sharon Elementary was a year full of new ideas implemented, academic growth, and individual successes. Student achievement continued to be a priority as our school has become a school where data greatly influences instructional decisions, and instruction is tailored to increase the college and career readiness of our students. Also students were continually challenged to display good character and good work ethics as well.

Our hardworking PTO kicked off our school year by hosting an ice cream social that welcomed everyone, faculty, staff, parents, and students to Meet the Teacher night in August. Our PTO accomplished many things this year including raising money for and purchasing technology (ActivExpressions) to enhance Promethean Board use, and purchased playground equipment. They also prepared meals for staff as well as covered teacher lunch duties. We are very thankful for our PTO!

In line with our district beliefs about a safe and secure environment, our school continues to practice and improve all of our safety drills, including fire, earthquake, and tornado. Our school lockdown procedures are in line with the districts expectations as we continually prepare students and staff to be prepared in case of an actual emergency.

Literacy continued to be a strong focus. Reading initiative goals were set and were met by our students and as a result administrators and other faculty dressed as Wizard of Oz characters. HG/S again sponsored our Fall for Reading Carnival in the fall with games, prizes and books galore. In honor of Dr. Seuss' birthday, we also had a Read Across America Book Parade this past year with each class creating a float based on their favorite book. We continued and increased our character education-led Jam in the Gym monthly assemblies where we learn good character and recognize student and staff achievements. As a school we were proud to receive a Palmetto Silver Award for closing the achievement gaps among our student groups. We continued to focus on our mission, vision, and beliefs for our school and district; however our district goals remain in the forefront of our student's academic endeavors. Hickory Grove/Sharon Elementary scored an A on our school accountability report which we were very proud of and are working very hard to keep.

During the summer, teacher and staff volunteers again manned a summer library program here and plan to do it again. We also implemented Countdown to Kindergarten last year with our preschool teacher working in the summer with a selection of rising kindergartners to better prepare them for kindergarten.

We are very proud and very pleased with the 2012-2013 school year at Hickory Grove/Sharon Elementary School and are well on our way to building the foundation for tomorrow by sparking potential and inspiring success!

H. Dietrich Long, Principal
Laccie Patterson, School Improvement Council
Chairperson

Comprehensive detail, including definitions of ratings, performance criteria, and explanations of status, is available on www.ed.sc.gov and www.eoc.sc.gov as well as school and school district websites.

Printed versions are available from school districts upon request.

Abbreviations Key

N/A Not Applicable N/AV Not Available N/C Not Collected N/R Not Reported I/S Insufficient Sample TBD To be determined

NI Newly Identified CSI Continuing School Improvement CA Corrective Action RP Plan to Restructure R Restructure DELAY School Improvement Status HOLD School Improvement Status