



# SC Annual School Report Card Summary

Williamsburg County Magnet School of the Arts  
 Williamsburg County  
 Grades: PK-6 Enrollment: 364  
 Principal: Lee Roy Campbell Jr.  
 Superintendent: Dr. Yvonne Jefferson-Barnes  
 Board Chair: Mrs. Barbara McKenzie

## PERFORMANCE

Comprehensive detail, including definitions of ratings, performance criteria, and explanations of status, is available on [www.ed.sc.gov](http://www.ed.sc.gov) and [www.eoc.sc.gov](http://www.eoc.sc.gov) as well as school and school district websites. Printed versions are available from school districts upon request.

YEAR	ABSOLUTE RATING	GROWTH RATING	PALMETTO GOLD AND SILVER AWARD		ESEA/FEDERAL ACCOUNTABILITY RATING SYSTEM	
			General Performance	Closing the Gap	ESEA Grade	Accountability Indicator
2013	Average	Average	TBD	TBD	D	N/A
2012	Below Average	Average	N/A	N/A	F	N/A
2011	N/A	N/A	N/A	N/A	N/A	N/A

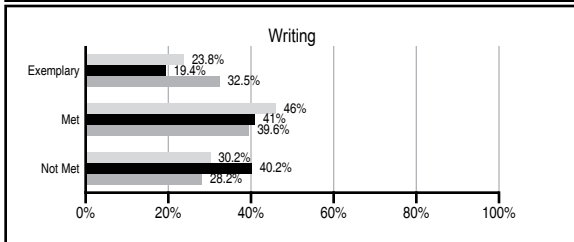
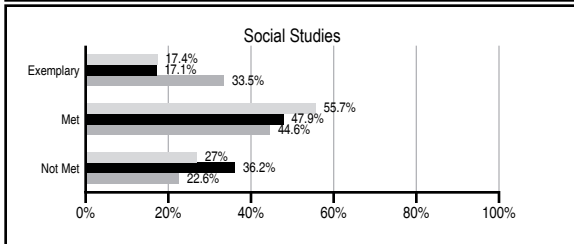
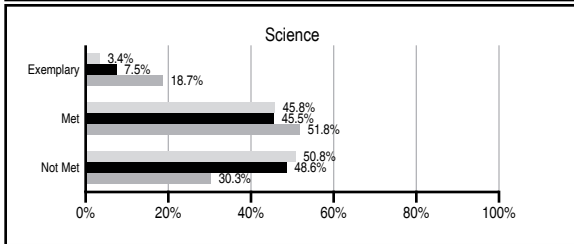
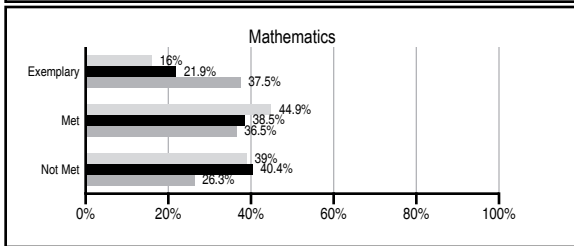
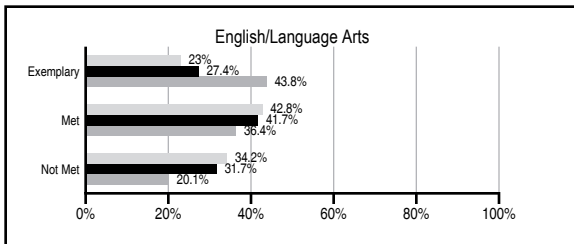
## ABSOLUTE RATINGS OF ELEMENTARY SCHOOLS WITH STUDENTS LIKE OURS\*

EXCELLENT	GOOD	AVERAGE	BELOW AVERAGE	AT-RISK
0	10	87	43	15

\* Ratings are calculated with data available by 11/07/2013. Schools with Students Like Ours are Elementary Schools with Poverty Indices of no more than 5% above or below the index for this school.

## PASS PERFORMANCE

Our School  
 Elementary Schools with Students Like Ours  
 Elementary schools statewide



## NAEP PERFORMANCE\*

\* Performance reported for SC and nation, data not available at school level. Percentages at NAEP Achievement Levels.



## SC PERFORMANCE VISION

*By 2020 all students will graduate with the knowledge and skills necessary to compete successfully in the global economy, participate in a democratic society and contribute positively as members of families and communities.*

### Abbreviations Key

N/A Not Applicable N/AV Not Available N/C Not Collected N/R Not Reported I/S Insufficient Sample TBD To be determined

**Williamsburg County Magnet School of the Arts**  
**[Williamsburg County]**

**SCHOOL PROFILE**

	Our School	Change from Last Year	Elementary Schools with Students Like Ours	Median Elementary School
<b>Students (n=364)</b>				
Retention rate	3.3%	Up from 0.0%	1.1%	0.9%
Attendance rate	95.2%	Down from 96.0%	96.0%	96.3%
Served by gifted and talented program	5.7%	N/A	2.6%	7.2%
With disabilities	15.4%	N/A	13.4%	12.4%
Older than usual for grade	6.2%	N/A	3.0%	1.9%
Out-of-school suspensions or expulsions for violent and/or criminal offenses	0.0%	No Change	0.0%	0.0%
<b>Teachers (n=23)</b>				
Teachers with advanced degrees	73.9%	Down from 78.6%	59.6%	62.5%
Continuing contract teachers	91.3%	Up from 85.7%	74.3%	83.3%
Teachers returning from previous year	N/A	N/A	84.6%	88.3%
Teacher attendance rate	95.6%	Down from 97.5%	94.9%	95.0%
Average teacher salary*	\$45,936	Up 3.9%	\$45,979	\$48,193
Classes not taught by highly qualified teachers	6.3%	Up from 2.9%	0.0%	0.0%
Professional development days/teacher	8.6 days	Up from 7.7 days	10.4 days	11.0 days
<b>School</b>				
Principal's years at school	2.0	Up from 1.0	3.8	4.0
Student-teacher ratio in core subjects	23.6 to 1	Up from 18.6 to 1	17.8 to 1	20.1 to 1
Prime instructional time	90.0%	Down from 92.9%	89.6%	90.0%
Opportunities in the arts	Excellent	No Change	Good	Good
SACS accreditation	Yes	No Change	Yes	Yes
Parents attending conferences	100.0%	No Change	100.0%	100.0%
Character development program	Average	No Change	Excellent	Excellent
Dollars spent per pupil**	\$7,951	N/A	\$8,398	\$7,364
Percent of expenditures for instruction**	65.0%	N/A	66.0%	68.0%
Percent of expenditures for teacher salaries**	62.0%	N/A	63.0%	66.0%
ESEA composite index score	61.9	Up from 57.7	69.1	88.0

\* Length of contract = 185+ days.

\*\* Prior year audited financial data available.

**REPORT OF PRINCIPAL AND SCHOOL IMPROVEMENT COUNCIL**

Williamsburg County Magnet School of the Arts' goal is to provide the highest quality instruction in academic standards while infusing the arts into the curriculum. This year, students in grades K-6 were served in the Arts program. The total school enrollment was 404, 4K-6 grades. The components of the Arts program were: Dance, Visual Arts, Drama, Creative Writing, Vocal Ensemble, Instrumental Ensemble, Strings, and Piano. WCMSA provided a number of instructional programs for students who were not meeting their academic goals. These programs included 21st Century After-school program, and Classworks curriculum lab. All lessons and activities were aligned with the State standards, as we move toward the Common Core standards. The RBHS (Rehabilitative Behavioral and Health Services) teachers, as well as the Child Development Education Pilot Program (CDEPP), entered its sixth year and showed much academic promise for our students. In addition, a full time guidance counselor continues to provide academic, social and personal assistances for our children. Other programs and activities that were provided to help build our students' character and prepare them to survive in a constantly changing and diverse world included: Reading Recovery through Clemson University, The Parenting Program, a Kindergarten Etiquette Program, and two Fine Arts Presentations (winter and spring). Our Foster Grandparents Program, through the local Vital Aging Commission, allows our older generation to pass knowledge and character to our younger generation. WCMSA would like to thank all our parents and community members for their effortless support that they have shown us this school year. The mission of Williamsburg County Magnet School of the Arts is to provide the highest quality instruction in academic standards while infusing the arts, so that each student can achieve his/her fullest potential, work to become a lifelong learner, and become a productive member of the community.

Sarah A. Boyd                      Lee Roy Campbell, Jr.  
Principals

**EVALUATION RESULTS**

	Teachers	Students*	Parents*
Number of surveys returned	25	31	15
Percent satisfied with learning environment	84%	87.1%	60%
Percent satisfied with social and physical environment	84%	77.4%	73.4%
Percent satisfied with school-home relations	65.4%	90.3%	66.6%

\*Only students at the highest elementary school grade level at this school and their parents were included.

Comprehensive detail, including definitions of ratings, performance criteria, and explanations of status, is available on [www.ed.sc.gov](http://www.ed.sc.gov) and [www.eoc.sc.gov](http://www.eoc.sc.gov) as well as school and school district websites.

Printed versions are available from school districts upon request.

**Abbreviations Key**

N/A Not Applicable N/AV Not Available N/C Not Collected N/R Not Reported I/S Insufficient Sample TBD To be determined  
NI Newly Identified CSI Continuing School Improvement CA Corrective Action RP Plan to Restructure R Restructure DELAY School Improvement Status HOLD School Improvement Status