



SC Annual School Report Card Summary

Hemingway Elementary School
 Williamsburg County
 Grades: PK-5 Enrollment: 481
 Principal: Cynthia M. Brown
 Superintendent: Dr. Yvonne Jefferson-Barnes
 Board Chair: Mrs. Barbara McKenzie

PERFORMANCE

Comprehensive detail, including definitions of ratings, performance criteria, and explanations of status, is available on www.ed.sc.gov and www.eoc.sc.gov as well as school and school district websites. Printed versions are available from school districts upon request.

YEAR	ABSOLUTE RATING	GROWTH RATING	PALMETTO GOLD AND SILVER AWARD		ESEA/FEDERAL ACCOUNTABILITY RATING SYSTEM	
			General Performance	Closing the Gap	ESEA Grade	Accountability Indicator
2013	Below Average	Excellent	TBD	TBD	B	Priority
2012	Below Average	Below Average	N/A	N/A	F	Priority
2011	Below Average	Average	Silver	N/A	Not Met	N/A

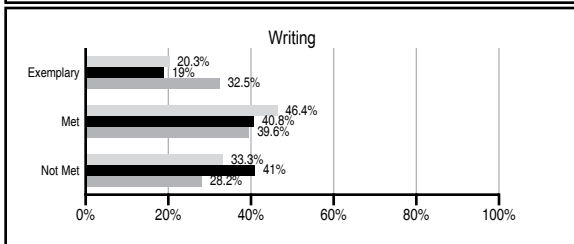
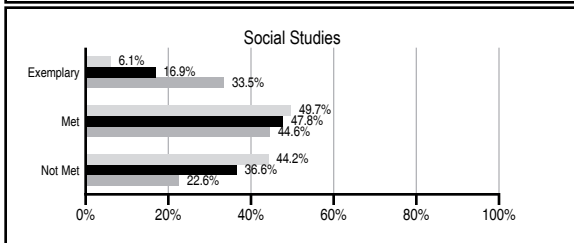
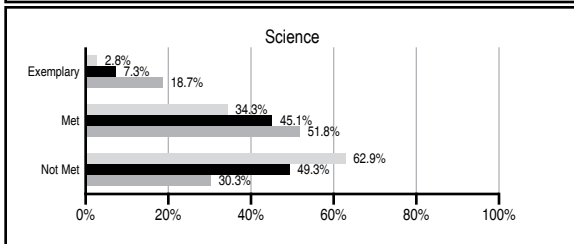
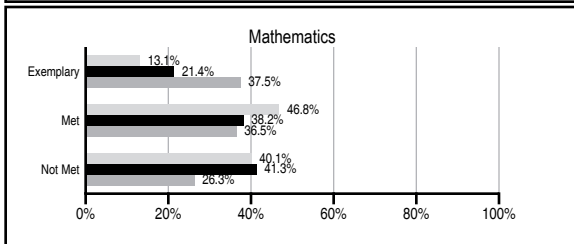
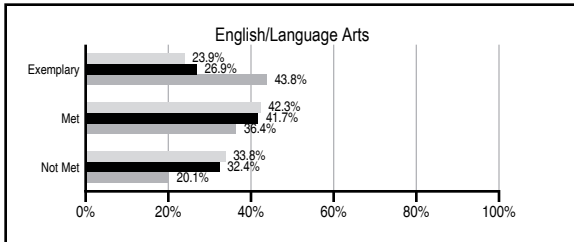
ABSOLUTE RATINGS OF ELEMENTARY SCHOOLS WITH STUDENTS LIKE OURS*

EXCELLENT	GOOD	AVERAGE	BELOW AVERAGE	AT-RISK
0	9	75	39	15

* Ratings are calculated with data available by 11/07/2013. Schools with Students Like Ours are Elementary Schools with Poverty Indices of no more than 5% above or below the index for this school.

PASS PERFORMANCE

Our School
 Elementary Schools with Students Like Ours
 Elementary schools statewide



NAEP PERFORMANCE*

* Performance reported for SC and nation, data not available at school level. Percentages at NAEP Achievement Levels.



SC PERFORMANCE VISION

By 2020 all students will graduate with the knowledge and skills necessary to compete successfully in the global economy, participate in a democratic society and contribute positively as members of families and communities.

Abbreviations Key

N/A Not Applicable N/AV Not Available N/C Not Collected N/R Not Reported I/S Insufficient Sample TBD To be determined

Hemingway Elementary School [Williamsburg County]

SCHOOL PROFILE

	Our School	Change from Last Year	Elementary Schools with Students Like Ours	Median Elementary School
Students (n=481)				
Retention rate	7.0%	Up from 5.8%	1.1%	0.9%
Attendance rate	95.1%	Down from 95.4%	95.9%	96.3%
Served by gifted and talented program	0.7%	N/A	2.4%	7.2%
With disabilities	14.7%	N/A	13.5%	12.4%
Older than usual for grade	7.3%	N/A	3.0%	1.9%
Out-of-school suspensions or expulsions for violent and/or criminal offenses	0.0%	No Change	0.0%	0.0%
Teachers (n=31)				
Teachers with advanced degrees	58.1%	Up from 48.4%	60.0%	62.5%
Continuing contract teachers	87.1%	Down from 96.8%	73.7%	83.3%
Teachers returning from previous year	87.8%	Up from 87.5%	84.4%	88.3%
Teacher attendance rate	92.8%	Down from 93.1%	94.9%	95.0%
Average teacher salary*	\$44,035	Up 4.0%	\$45,947	\$48,193
Classes not taught by highly qualified teachers	6.8%	Up from 1.9%	0.0%	0.0%
Professional development days/teacher	11.8 days	Up from 10.9 days	10.4 days	11.0 days
School				
Principal's years at school	7.0	Up from 5.0	4.0	4.0
Student-teacher ratio in core subjects	26.3 to 1	Up from 21.9 to 1	17.8 to 1	20.1 to 1
Prime instructional time	87.0%	Down from 87.8%	89.6%	90.0%
Opportunities in the arts	Good	No Change	Good	Good
SACS accreditation	Yes	No Change	Yes	Yes
Parents attending conferences	100.0%	No Change	100.0%	100.0%
Character development program	Good	Down from Excellent	Excellent	Excellent
Dollars spent per pupil**	\$6,278	Down 11.2%	\$8,594	\$7,364
Percent of expenditures for instruction**	64.0%	Down from 67.0%	67.0%	68.0%
Percent of expenditures for teacher salaries**	62.0%	Down from 65.3%	63.5%	66.0%
ESEA composite index score	86.4	Up from 27.6	66.9	88.0

* Length of contract = 185+ days.

** Prior year audited financial data available.

REPORT OF PRINCIPAL AND SCHOOL IMPROVEMENT COUNCIL

Hemingway Elementary School, located in Eastern Williamsburg County, educating approximately 565 students in grades child development through fifth grade.

The mission of Hemingway Elementary School is to prepare today's children for tomorrow's challenges by providing a "high quality education." The vision of Hemingway Elementary School is to be a community-nurturing academic excellence for all students while building leadership in character development. Our vision statement is intended to serve as both the blueprint for academic improvement and the benchmark by which we will evaluate student achievement. The expectation at Hemingway Elementary School is that every child will attain his/her highest level of academic achievement. All students are provided a safe and nurturing environment that promotes respect for self and other. Students, parents, teachers, and other community stakeholders are actively involved in the ongoing learning development at Hemingway Elementary School.

Cynthia M. Brown, Principal
Lori Flagler, School Improvement Chairperson

EVALUATION RESULTS

	Teachers	Students*	Parents*
Number of surveys returned	27	59	33
Percent satisfied with learning environment	51.8%	76.3%	72.7%
Percent satisfied with social and physical environment	75%	84.7%	68.6%
Percent satisfied with school-home relations	39.3%	78.4%	83.3%

*Only students at the highest elementary school grade level at this school and their parents were included.

Comprehensive detail, including definitions of ratings, performance criteria, and explanations of status, is available on www.ed.sc.gov and www.eoc.sc.gov as well as school and school district websites.

Printed versions are available from school districts upon request.

Abbreviations Key

N/A Not Applicable N/AV Not Available N/C Not Collected N/R Not Reported I/S Insufficient Sample TBD To be determined
NI Newly Identified CSI Continuing School Improvement CA Corrective Action RP Plan to Restructure R Restructure DELAY School Improvement Status HOLD School Improvement Status