



# SC Annual School Report Card Summary

**Kenneth Gardner Elementary School**  
**Williamsburg County**  
**Grades: 3-5**      **Enrollment: 396**  
**Principal: Jennifer G. Gardner**  
**Superintendent: Dr. Yvonne Jefferson-Barnes**  
**Board Chair: Mrs. Barbara McKenzie**

## PERFORMANCE

Comprehensive detail, including definitions of ratings, performance criteria, and explanations of status, is available on [www.ed.sc.gov](http://www.ed.sc.gov) and [www.eoc.sc.gov](http://www.eoc.sc.gov) as well as school and school district websites. Printed versions are available from school districts upon request.

YEAR	ABSOLUTE RATING	GROWTH RATING	PALMETTO GOLD AND SILVER AWARD		ESEA/FEDERAL ACCOUNTABILITY RATING SYSTEM	
			General Performance	Closing the Gap	ESEA Grade	Accountability Indicator
2013	Average	Excellent	TBD	TBD	C	N/A
2012	Average	Average	N/A	N/A	C	N/A
2011	Average	Average	N/A	N/A	Not Met	N/A

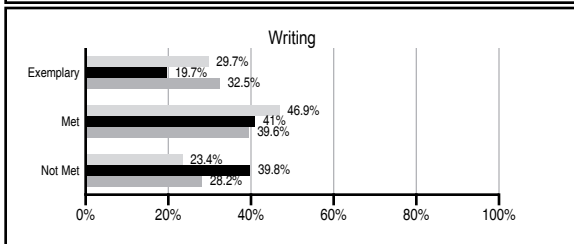
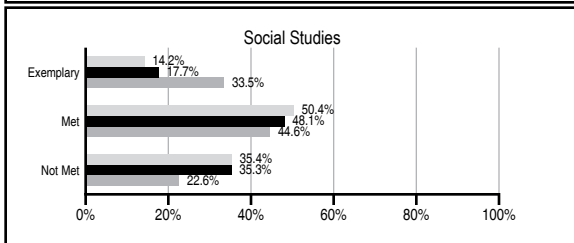
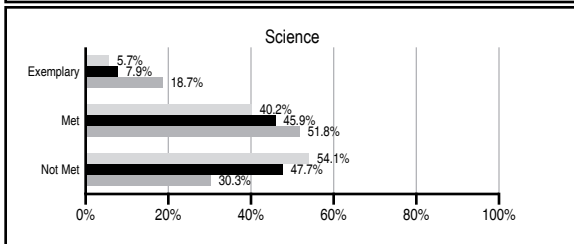
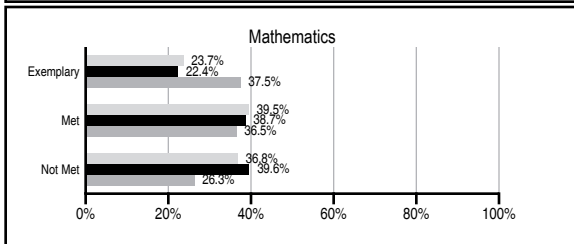
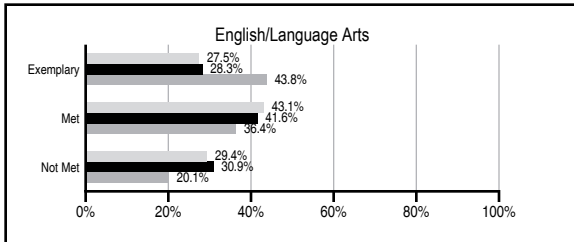
## ABSOLUTE RATINGS OF ELEMENTARY SCHOOLS WITH STUDENTS LIKE OURS\*

EXCELLENT	GOOD	AVERAGE	BELOW AVERAGE	AT-RISK
1	13	99	45	15

\* Ratings are calculated with data available by 11/07/2013. Schools with Students Like Ours are Elementary Schools with Poverty Indices of no more than 5% above or below the index for this school.

## PASS PERFORMANCE

Our School
  Elementary Schools with Students Like Ours
  Elementary schools statewide



## NAEP PERFORMANCE\*

\* Performance reported for SC and nation, data not available at school level. Percentages at NAEP Achievement Levels.



## SC PERFORMANCE VISION

*By 2020 all students will graduate with the knowledge and skills necessary to compete successfully in the global economy, participate in a democratic society and contribute positively as members of families and communities.*

### Abbreviations Key

N/A Not Applicable N/AV Not Available N/C Not Collected N/R Not Reported I/S Insufficient Sample TBD To be determined

**Kenneth Gardner Elementary School**  
**[Williamsburg County]**

**SCHOOL PROFILE**

	Our School	Change from Last Year	Elementary Schools with Students Like Ours	Median Elementary School
<b>Students (n=396)</b>				
Retention rate	2.2%	Up from 1.2%	1.1%	0.9%
Attendance rate	98.0%	Down from 98.1%	95.9%	96.3%
Served by gifted and talented program	3.7%	N/A	2.7%	7.2%
With disabilities	15.4%	N/A	13.6%	12.4%
Older than usual for grade	6.9%	N/A	3.0%	1.9%
Out-of-school suspensions or expulsions for violent and/or criminal offenses	0.0%	No Change	0.0%	0.0%
<b>Teachers (n=26)</b>				
Teachers with advanced degrees	65.4%	Down from 70.4%	60.0%	62.5%
Continuing contract teachers	84.6%	Up from 74.1%	76.5%	83.3%
Teachers returning from previous year	83.3%	Up from 80.2%	84.7%	88.3%
Teacher attendance rate	96.5%	Up from 95.5%	94.9%	95.0%
Average teacher salary*	\$44,191	Up 2.9%	\$46,049	\$48,193
Classes not taught by highly qualified teachers	0.0%	Down from 8.2%	0.0%	0.0%
Professional development days/teacher	11.7 days	Up from 11.5 days	10.4 days	11.0 days
<b>School</b>				
Principal's years at school	8.0	Up from 7.0	4.0	4.0
Student-teacher ratio in core subjects	20.4 to 1	Down from 22.2 to 1	18.2 to 1	20.1 to 1
Prime instructional time	94.2%	Up from 93.2%	89.6%	90.0%
Opportunities in the arts	Good	No Change	Good	Good
SACS accreditation	Yes	No Change	Yes	Yes
Parents attending conferences	96.3%	Down from 97.2%	100.0%	100.0%
Character development program	Excellent	Up from Good	Good	Excellent
Dollars spent per pupil**	\$7,309	Up 3.8%	\$8,187	\$7,364
Percent of expenditures for instruction**	66.0%	Up from 65.2%	67.0%	68.0%
Percent of expenditures for teacher salaries**	60.0%	Down from 61.4%	64.0%	66.0%
ESEA composite index score	78.3	Up from 73.3	71.5	88.0

\* Length of contract = 185+ days.

\*\* Prior year audited financial data available.

**EVALUATION RESULTS**

	Teachers	Students*	Parents*
Number of surveys returned	34	127	92
Percent satisfied with learning environment	100%	89.7%	83.7%
Percent satisfied with social and physical environment	97.1%	86.7%	89.2%
Percent satisfied with school-home relations	79.4%	82.7%	84.8%

\*Only students at the highest elementary school grade level at this school and their parents were included.

Comprehensive detail, including definitions of ratings, performance criteria, and explanations of status, is available on [www.ed.sc.gov](http://www.ed.sc.gov) and [www.eoc.sc.gov](http://www.eoc.sc.gov) as well as school and school district websites.

Printed versions are available from school districts upon request.

**REPORT OF PRINCIPAL AND SCHOOL IMPROVEMENT COUNCIL**

Kenneth Gardner Elementary, a Red Carpet School, provides educational experiences that promote leadership, enhances students' academic abilities, and fosters a love for the arts. The 2012-2013 school year was one of growth and progress in efforts to increase student achievement.

In our quest to continue to provide high quality instruction and to meet the need of our learners, students and teachers were exposed to advanced technology, implemented a focused instructional model, and participated in ongoing professional development and team-building activities. With the implementation of a reading and math intervention program specifically designed to address reading and math deficiencies, students received an additional 30 minute block of small group instruction in the area needing remediation.

We continue to use the Explicit Direct Instruction model which focuses on systematic curriculum design, skillful implementation, and is developmentally appropriate for students. KGES teachers integrated Math Whiz to help improve students' math computational and problem solving skills; students also completed Accelerated Math objectives and had full access to our math resource room filled with manipulatives for students' and classroom use. Teachers benefited from technology integration and continuous, ongoing staff development through department, grade level, and curriculum focus meetings. The media center, technology labs, and all classrooms are equipped with interactive devices. Faculty and staff have access to document cameras and hand held devices. Computer based programs aided teachers in facilitating instruction and monitoring students' progress.

This year, the administration, teachers, parents and community members made the decision to transform our school into a school that would better meet the needs of our students. KGES has begun the implementation process of transforming into a Leader in Me School. This process will help our school to witness improvements in academic achievement, decreases in student discipline referrals, and increases in levels of accountability. The Leader in Me initiative has empowered our school to begin moving from Good to Great!

The students of KGES engaged in activities that support and nurture the Arts. Our Guest Artist taught students the fundamentals of ballet, jazz, and other dance forms. Students also auditioned to become a member of the school's dance team. The performing chorus was composed of sixty students who love to sing. This year's performances included, Annie Jr., and A King is Coming to Town musical productions. Through our 21st Century Community Learning Center, students are provided the opportunity to study piano in a piano lab setting.

In addition, volunteers continue to contribute their expertise and time to assist our students in excelling socially and academically, preparing them to be successful, life-long learners and productive citizens in an ever-changing, global society. It is with the collaborative efforts of our parents, business and community leaders, and stakeholders that we will develop students who possess principles that will enable them to be successful in the 21st century.

Dr. Jennifer Gardner, Principal  
 Mrs. Shondricka Battiste, Co-Chair  
 Mrs. Amanda Phillips, Co-Chair

**Abbreviations Key**

N/A Not Applicable N/AV Not Available N/C Not Collected N/R Not Reported I/S Insufficient Sample TBD To be determined

NI Newly Identified CSI Continuing School Improvement CA Corrective Action RP Plan to Restructure R Restructure DELAY School Improvement Status HOLD School Improvement Status