



SC Annual School Report Card Summary

Greeleyville Elementary School
 Williamsburg County
 Grades: PK-6 Enrollment: 285
 Principal: Sam W. Giles
 Superintendent: Dr. Yvonne Jefferson-Barnes
 Board Chair: Mrs. Barbara McKenzie

PERFORMANCE

Comprehensive detail, including definitions of ratings, performance criteria, and explanations of status, is available on www.ed.sc.gov and www.eoc.sc.gov as well as school and school district websites. Printed versions are available from school districts upon request.

YEAR	ABSOLUTE RATING	GROWTH RATING	PALMETTO GOLD AND SILVER AWARD		ESEA/FEDERAL ACCOUNTABILITY RATING SYSTEM	
			General Performance	Closing the Gap	ESEA Grade	Accountability Indicator
2013	Average	Average	TBD	TBD	F	N/A
2012	Below Average	Average	N/A	N/A	A	N/A
2011	Below Average	At-Risk	N/A	N/A	Not Met	N/A

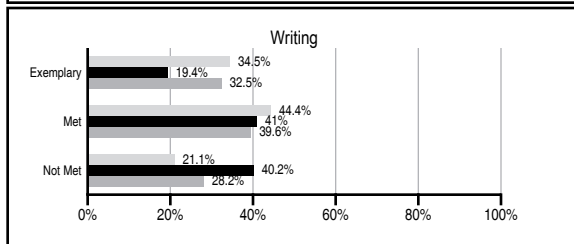
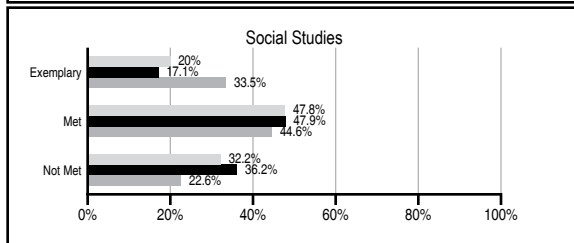
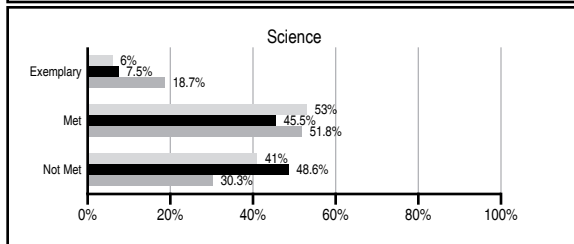
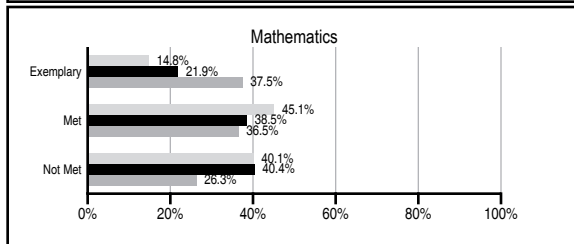
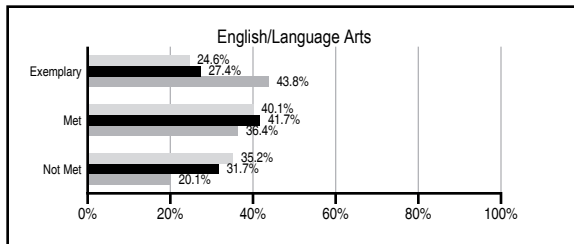
ABSOLUTE RATINGS OF ELEMENTARY SCHOOLS WITH STUDENTS LIKE OURS*

EXCELLENT	GOOD	AVERAGE	BELOW AVERAGE	AT-RISK
0	10	87	43	15

* Ratings are calculated with data available by 11/07/2013. Schools with Students Like Ours are Elementary Schools with Poverty Indices of no more than 5% above or below the index for this school.

PASS PERFORMANCE

Our School
 Elementary Schools with Students Like Ours
 Elementary schools statewide



NAEP PERFORMANCE*

* Performance reported for SC and nation, data not available at school level. Percentages at NAEP Achievement Levels.



SC PERFORMANCE VISION

By 2020 all students will graduate with the knowledge and skills necessary to compete successfully in the global economy, participate in a democratic society and contribute positively as members of families and communities.

Abbreviations Key

N/A Not Applicable N/AV Not Available N/C Not Collected N/R Not Reported I/S Insufficient Sample TBD To be determined

Greeleyville Elementary School [Williamsburg County]

SCHOOL PROFILE

	Our School	Change from Last Year	Elementary Schools with Students Like Ours	Median Elementary School
Students (n=285)				
Retention rate	1.0%	Down from 1.7%	1.1%	0.9%
Attendance rate	96.4%	Down from 97.0%	96.0%	96.3%
Served by gifted and talented program	1.3%	N/A	2.6%	7.2%
With disabilities	12.9%	N/A	13.4%	12.4%
Older than usual for grade	4.5%	N/A	3.0%	1.9%
Out-of-school suspensions or expulsions for violent and/or criminal offenses	0.0%	No Change	0.0%	0.0%
Teachers (n=16)				
Teachers with advanced degrees	68.8%	Down from 75.0%	59.6%	62.5%
Continuing contract teachers	81.3%	Up from 75.0%	74.3%	83.3%
Teachers returning from previous year	82.3%	Down from 82.7%	84.6%	88.3%
Teacher attendance rate	96.4%	Up from 94.7%	94.9%	95.0%
Average teacher salary*	\$42,679	Up 3.5%	\$45,979	\$48,193
Classes not taught by highly qualified teachers	0.0%	No Change	0.0%	0.0%
Professional development days/teacher	13.8 days	Up from 11.8 days	10.4 days	11.0 days
School				
Principal's years at school	6.0	Up from 5.0	3.8	4.0
Student-teacher ratio in core subjects	18.8 to 1	Up from 17.5 to 1	17.8 to 1	20.1 to 1
Prime instructional time	92.3%	Up from 91.3%	89.6%	90.0%
Opportunities in the arts	Poor	Down from Good	Good	Good
SACS accreditation	Yes	No Change	Yes	Yes
Parents attending conferences	100.0%	No Change	100.0%	100.0%
Character development program	Excellent	No Change	Excellent	Excellent
Dollars spent per pupil**	\$6,370	Down 3.4%	\$8,398	\$7,364
Percent of expenditures for instruction**	65.0%	Down from 65.1%	66.0%	68.0%
Percent of expenditures for teacher salaries**	63.0%	Down from 63.3%	63.0%	66.0%
ESEA composite index score	59.6	Down from 90.5	69.1	88.0

* Length of contract = 185+ days.

** Prior year audited financial data available.

REPORT OF PRINCIPAL AND SCHOOL IMPROVEMENT COUNCIL

Greeleyville Elementary School has an active School Improvement Council. During the school year of 2012-2013, the council met monthly to plan and discuss issues surrounding the school. Greeleyville Elementary is a community that involves and values the support of parents, business partners, volunteers and community persons. With the responsibility of preparing our children to be successful citizens, true dedication is employed. Realizing that all students can learn, Greeleyville Elementary continues to implement a standard-driven curriculum with research-based initiatives. As we prepare our students for the world of technology, all of our classrooms are equipped with promethean/team boards which allows students to experience technology at an extensive level. We also continue to implement the following initiatives: Title I Tutoring, 21ST Century Tutoring Program Standards in Practice, Accelerated Reader, Research Lab, Classworks Lab, Character Development, Positive Behavior program and a very strong Parenting program.

Greeleyville Elementary has a staff that is competent and devoted to the assurance of the success of our children. The following staff development workshops and activities were held this school term: Increasing the volume of reading using Data to Drive Instruction, Writing Across the Curriculum, RIT Band Instruction, Classworks Training, Title 1 Overview, PASS Parenting Workshops, Measurement of Academic Progress (MAP) Training and Common Core Curriculum Staff Development.

All the hard work contributed by our staff, parents, business partners, community members and students are the main ingredients that made 2012-2013 a successful school year at GES. "Committed to Excellence" is our motto. This is a collaborative effort to which everyone contributed.

Sam Giles, Principal
Sara Hatch, SIC Chairperson

EVALUATION RESULTS

	Teachers	Students*	Parents*
Number of surveys returned	16	37	34
Percent satisfied with learning environment	87.5%	97.3%	94.1%
Percent satisfied with social and physical environment	82.4%	84.2%	88.3%
Percent satisfied with school-home relations	87.5%	89.4%	85.3%

*Only students at the highest elementary school grade level at this school and their parents were included.

Comprehensive detail, including definitions of ratings, performance criteria, and explanations of status, is available on www.ed.sc.gov and www.eoc.sc.gov as well as school and school district websites.

Printed versions are available from school districts upon request.

Abbreviations Key

N/A Not Applicable N/AV Not Available N/C Not Collected N/R Not Reported I/S Insufficient Sample TBD To be determined
NI Newly Identified CSI Continuing School Improvement CA Corrective Action RP Plan to Restructure R Restructure DELAY School Improvement Status HOLD School Improvement Status