



SC Annual School Report Card Summary

D. P. Cooper Elementary School
 Williamsburg County
 Grades: PK-6 Enrollment: 184
 Principal: Dr. Kerry D. Singleton
 Superintendent: Dr. Yvonne Jefferson-Barnes
 Board Chair: Mrs. Barbara McKenzie

PERFORMANCE

Comprehensive detail, including definitions of ratings, performance criteria, and explanations of status, is available on www.ed.sc.gov and www.eoc.sc.gov as well as school and school district websites. Printed versions are available from school districts upon request.

YEAR	ABSOLUTE RATING	GROWTH RATING	PALMETTO GOLD AND SILVER AWARD		ESEA/FEDERAL ACCOUNTABILITY RATING SYSTEM	
			General Performance	Closing the Gap	ESEA Grade	Accountability Indicator
2013	Below Average	Average	TBD	TBD	F	N/A
2012	Below Average	Below Average	N/A	N/A	F	N/A
2011	Average	Excellent	Gold	Silver	Met	N/A

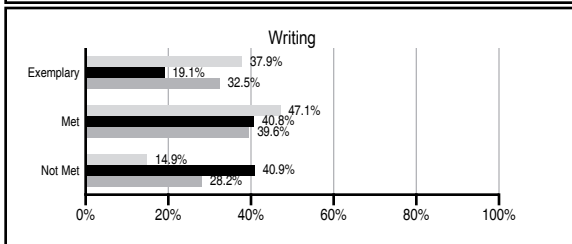
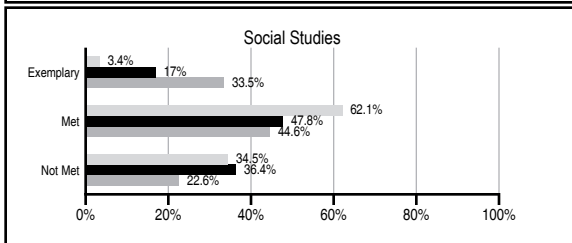
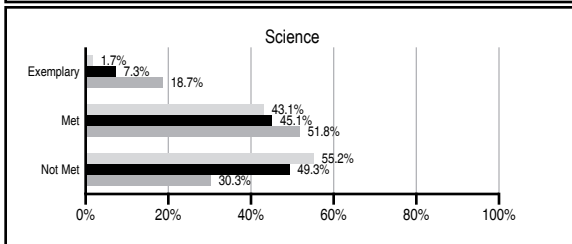
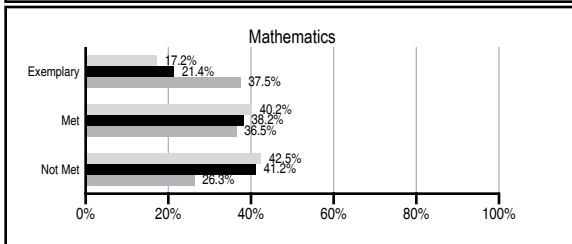
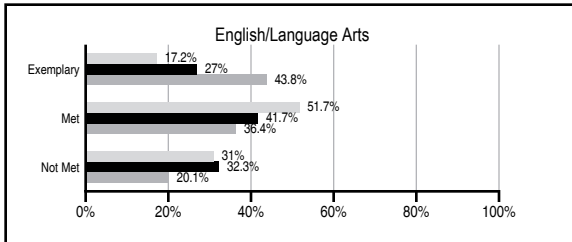
ABSOLUTE RATINGS OF ELEMENTARY SCHOOLS WITH STUDENTS LIKE OURS*

EXCELLENT	GOOD	AVERAGE	BELOW AVERAGE	AT-RISK
0	9	76	39	15

* Ratings are calculated with data available by 11/07/2013. Schools with Students Like Ours are Elementary Schools with Poverty Indices of no more than 5% above or below the index for this school.

PASS PERFORMANCE

Our School
 Elementary Schools with Students Like Ours
 Elementary schools statewide



NAEP PERFORMANCE*

* Performance reported for SC and nation, data not available at school level. Percentages at NAEP Achievement Levels.



SC PERFORMANCE VISION

By 2020 all students will graduate with the knowledge and skills necessary to compete successfully in the global economy, participate in a democratic society and contribute positively as members of families and communities.

Abbreviations Key

N/A Not Applicable N/AV Not Available N/C Not Collected N/R Not Reported I/S Insufficient Sample TBD To be determined

D. P. Cooper Elementary School [Williamsburg County]

SCHOOL PROFILE

	Our School	Change from Last Year	Elementary Schools with Students Like Ours	Median Elementary School
Students (n=184)				
Retention rate	0.5%	Down from 0.6%	1.1%	0.9%
Attendance rate	97.7%	Down from 98.4%	95.9%	96.3%
Served by gifted and talented program	2.0%	N/A	2.5%	7.2%
With disabilities	10.2%	N/A	13.5%	12.4%
Older than usual for grade	2.0%	N/A	3.0%	1.9%
Out-of-school suspensions or expulsions for violent and/or criminal offenses	0.0%	No Change	0.0%	0.0%
Teachers (n=13)				
Teachers with advanced degrees	30.8%	Down from 38.5%	60.0%	62.5%
Continuing contract teachers	69.2%	Down from 76.9%	74.0%	83.3%
Teachers returning from previous year	76.2%	Up from 72.9%	84.5%	88.3%
Teacher attendance rate	95.2%	Up from 92.0%	94.9%	95.0%
Average teacher salary*	\$46,225	Up 12.2%	\$45,939	\$48,193
Classes not taught by highly qualified teachers	11.1%	Up from 3.0%	0.0%	0.0%
Professional development days/teacher	10.1 days	No Change	10.4 days	11.0 days
School				
Principal's years at school	6.0	Up from 5.0	4.0	4.0
Student-teacher ratio in core subjects	14.6 to 1	Down from 16.7 to 1	17.8 to 1	20.1 to 1
Prime instructional time	92.7%	Up from 90.0%	89.6%	90.0%
Opportunities in the arts	Fair	Down from Good	Good	Good
SACS accreditation	Yes	No Change	Yes	Yes
Parents attending conferences	100.0%	No Change	100.0%	100.0%
Character development program	Excellent	No Change	Excellent	Excellent
Dollars spent per pupil**	\$8,398	Up 14.4%	\$8,612	\$7,364
Percent of expenditures for instruction**	51.0%	Down from 56.5%	67.0%	68.0%
Percent of expenditures for teacher salaries**	49.0%	Down from 54.8%	63.0%	66.0%
ESEA composite index score	21.9	Down from 56.5	67.5	88.0

* Length of contract = 185+ days.

** Prior year audited financial data available.

EVALUATION RESULTS

	Teachers	Students*	Parents*
Number of surveys returned	13	22	17
Percent satisfied with learning environment	100%	100%	88.3%
Percent satisfied with social and physical environment	100%	100%	82.3%
Percent satisfied with school-home relations	85.7%	100%	94.1%

*Only students at the highest elementary school grade level at this school and their parents were included.

REPORT OF PRINCIPAL AND SCHOOL IMPROVEMENT COUNCIL

D. P. Cooper Elementary School is located in the Blakely Community of Salters, South Carolina, in Williamsburg County. Our school houses students in grades child development through sixth grade. D. P. Cooper Elementary School, home of the "Learning Lions," had a very successful 2012-2013 school year. "Failure Is NOT an Option!" is our school's motto. Our three targeted goals for the 2012-2013 school year were to increase student achievement by showing a significant gain on the Palmetto Assessment of State Standards assessment (PASS), to meet Annual Yearly Progress (AYP), and to increase overall school morale.

Our faculty and staff members are very dedicated and determined to make certain that our students receive the best education possible by using various effective approaches to enhance learning and meet the needs of every student by using differentiated instruction, promethean boards, team boards, Accelerated Reader, Success Maker computer lab, field trips, cooperative learning, and computer-based instruction. Measures of Academic Progress (MAP) data was used to allow teachers the opportunity to effectively plan and target each student's academic need. D. P. Cooper Elementary School was fortunate to have a committed Parent Teacher Association (PTA), School Improvement Council (SIC), Williamsburg Blakely/D. P. Cooper Alumni Association, local businesses, and local churches to assist in fundraising projects and the decision-making process. Faculty and staff members participate in professional development opportunities such as workshops, conferences, and trainings throughout the year to improve their competency. During the 2012-2013 school year, several student centered organizations were initiated and retained, such as the Marching Lions' Band, Boyz to Men Mentoring Program, Reading Club, Angels Club Mentoring Program, and the Lions' Praise Dance Team. D. P. Cooper Elementary School sponsored many exciting and educational activities throughout the school year, such as the oratorical contest, spelling bee, homecoming, PASS dance, family literacy night, field day, PASS pep rally, science fair, Valentine's Basketball Bash, and the Mr. and Miss D. P. Cooper Elementary School pageant. In previous years, D. P. Cooper Elementary School received numerous awards, such as Palmetto Silver award for three consecutive years, meeting AYP (Annual Yearly Progress), News 2 WCBD 2011 "Cool School" award, and received accreditation through AdvancED. D. P. Cooper Elementary School is a 2009 recipient of Palmetto Gold awards for "Closing the Achievement Gaps" and "Overall Academic Excellence" in addition to receiving the 2012 Palmetto Gold Award for "General Performance" and the Palmetto Silver Award for "Closing the Achievement Gaps". Our school is the home of many region, state, and national Career and Development Association poetry and poster contest winners in addition to Williamsburg County School District's 2010 first year teacher of the year!

D. P. Cooper Elementary School, a standards-driven institution of success, is committed to excellence and overall organizational success!

Dr. Kerry D. Singleton, Principal
Paul Nesmith, Jr., S.I.C. Chairperson

Comprehensive detail, including definitions of ratings, performance criteria, and explanations of status, is available on www.ed.sc.gov and www.eoc.sc.gov as well as school and school district websites.

Printed versions are available from school districts upon request.

Abbreviations Key

N/A Not Applicable N/AV Not Available N/C Not Collected N/R Not Reported I/S Insufficient Sample TBD To be determined
NI Newly Identified CSI Continuing School Improvement CA Corrective Action RP Plan to Restructure R Restructure DELAY School Improvement Status HOLD School Improvement Status