



SC Annual School Report Card Summary

Foster Park Elementary School
 Union County
 Grades: K-5 Enrollment: 495
 Principal: Barbara Palmer
 Superintendent: Dr. Kristi V. Woodall
 Board Chair: Dr. Betty JoAnn McMorris

PERFORMANCE

Comprehensive detail, including definitions of ratings, performance criteria, and explanations of status, is available on www.ed.sc.gov and www.eoc.sc.gov as well as school and school district websites. Printed versions are available from school districts upon request.

YEAR	ABSOLUTE RATING	GROWTH RATING	PALMETTO GOLD AND SILVER AWARD		ESEA/FEDERAL ACCOUNTABILITY RATING SYSTEM	
			General Performance	Closing the Gap	ESEA Grade	Accountability Indicator
2013	Average	Below Average	TBD	TBD	B	Reward
2012	Good	Excellent	Gold	N/A	A	Reward
2011	Good	Average	Silver	N/A	Met	N/A

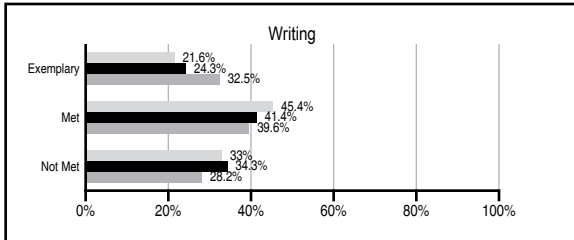
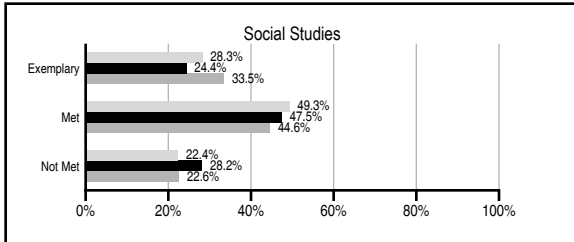
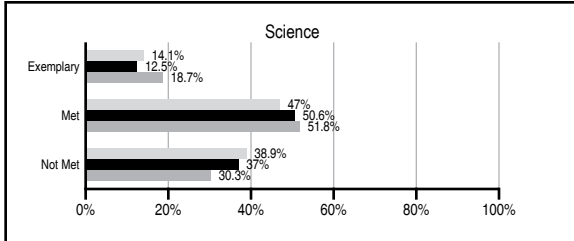
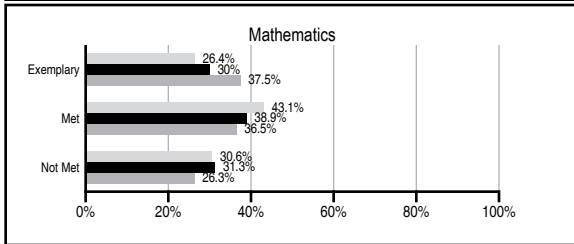
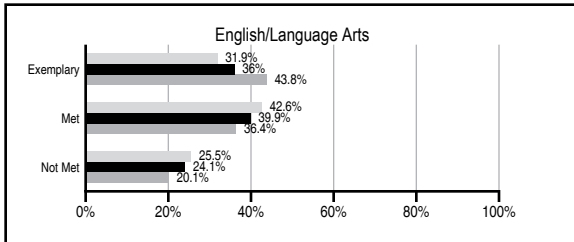
ABSOLUTE RATINGS OF ELEMENTARY SCHOOLS WITH STUDENTS LIKE OURS*

EXCELLENT	GOOD	AVERAGE	BELOW AVERAGE	AT-RISK
10	19	95	14	2

* Ratings are calculated with data available by 11/07/2013. Schools with Students Like Ours are Elementary Schools with Poverty Indices of no more than 5% above or below the index for this school.

PASS PERFORMANCE

Our School
 Elementary Schools with Students Like Ours
 Elementary schools statewide



NAEP PERFORMANCE*

* Performance reported for SC and nation, data not available at school level. Percentages at NAEP Achievement Levels.



SC PERFORMANCE VISION

By 2020 all students will graduate with the knowledge and skills necessary to compete successfully in the global economy, participate in a democratic society and contribute positively as members of families and communities.

Abbreviations Key

N/A Not Applicable N/AV Not Available N/C Not Collected N/R Not Reported I/S Insufficient Sample TBD To be determined

Foster Park Elementary School [Union County]

SCHOOL PROFILE

	Our School	Change from Last Year	Elementary Schools with Students Like Ours	Median Elementary School
Students (n=495)				
Retention rate	2.0%	Up from 1.7%	1.2%	0.9%
Attendance rate	96.0%	Down from 96.4%	96.0%	96.3%
Served by gifted and talented program	4.2%	N/A	4.9%	7.2%
With disabilities	13.8%	N/A	14.1%	12.4%
Older than usual for grade	4.2%	N/A	2.6%	1.9%
Out-of-school suspensions or expulsions for violent and/or criminal offenses	0.0%	No Change	0.0%	0.0%
Teachers (n=33)				
Teachers with advanced degrees	48.5%	Down from 51.6%	60.9%	62.5%
Continuing contract teachers	90.9%	Down from 93.5%	82.9%	83.3%
Teachers returning from previous year	85.1%	Up from 85.0%	87.6%	88.3%
Teacher attendance rate	92.6%	Up from 90.9%	94.7%	95.0%
Average teacher salary*	\$46,408	Up 1.7%	\$47,312	\$48,193
Classes not taught by highly qualified teachers	0.0%	Down from 2.5%	0.0%	0.0%
Professional development days/teacher	12.0 days	Down from 16.5 days	11.0 days	11.0 days
School				
Principal's years at school	8.0	Up from 7.0	4.0	4.0
Student-teacher ratio in core subjects	20.6 to 1	Up from 19.3 to 1	19.7 to 1	20.1 to 1
Prime instructional time	87.9%	Up from 86.3%	89.5%	90.0%
Opportunities in the arts	Good	No Change	Good	Good
SACS accreditation	Yes	No Change	Yes	Yes
Parents attending conferences	99.6%	Down from 100.0%	100.0%	100.0%
Character development program	Excellent	Up from Good	Excellent	Excellent
Dollars spent per pupil**	\$7,184	Up 18.9%	\$7,511	\$7,364
Percent of expenditures for instruction**	70.0%	Down from 72.3%	68.0%	68.0%
Percent of expenditures for teacher salaries**	66.0%	Down from 67.6%	65.0%	66.0%
ESEA composite index score	80.8	Down from 99.3	80.8	88.0

* Length of contract = 185+ days.

** Prior year audited financial data available.

EVALUATION RESULTS

	Teachers	Students*	Parents*
Number of surveys returned	25	39	33
Percent satisfied with learning environment	100%	100%	97%
Percent satisfied with social and physical environment	96%	100%	88.3%
Percent satisfied with school-home relations	100%	100%	91.2%

*Only students at the highest elementary school grade level at this school and their parents were included.

REPORT OF PRINCIPAL AND SCHOOL IMPROVEMENT COUNCIL

Foster Park Elementary School celebrated many successes this year. Our school remains a "Red Carpet School". We firmly believe that a positive customer service attitude is important. Our school also received the Palmetto Gold Award from the State Department of Education this year as well as an A Federal rating.

Our school continues to recognize great reading and writing. Our school received a Save the Children Grant once again this year which provides in-school and after-school assistance in reading.

We continue to recognize students and staff for positive actions and achievements through our Positive Behavior Plan. Students earn Eagle Bucks and Classroom Bucks for positive behaviors and spend the bucks throughout the year.

Our instructional staff members analyze PASS scores by grade, class, and student to identify academic strengths and weaknesses. PASS analysis serves as just one piece of information for planning instruction and providing individual student assistance. MAP testing is also used in determining the academic plans for our students. Academy Classes are formed to remediate and accelerate students. Our PASS scores earned us the Palmetto Gold Award this year.

In our changing world, our teachers realize the need for professional growth and are always seeking new and innovative teaching ideas. Our study groups this year focused on writing and math problem solving strategies.

We believe that open communication is important. We utilize the front marquis, monthly newsletters, agendas and our Alert Now System to advertise upcoming events. We maintain a very close relationship with our local news providers to showcase our achievements and activities. We invite all parents to attend our School Improvement Council meetings and Title One planning sessions. The State Report Card is sent out each year to highlight our achievements and challenges. Our school maintains an absolute rating of good and improvement rating of excellent.

Even in our poor economic times, our students and staff maintain a positive community spirit. They continue to give back to the community through numerous community projects such as Relay for Life, Pennies for Patients, and March of Dimes. Our school continues to enforce our belief that "All Children Can Soar as Eagles."

Barbara Palmer-Principal
Margie Ruff- SIC Chairperson

Comprehensive detail, including definitions of ratings, performance criteria, and explanations of status, is available on www.ed.sc.gov and www.eoc.sc.gov as well as school and school district websites.

Printed versions are available from school districts upon request.

Abbreviations Key

N/A Not Applicable N/AV Not Available N/C Not Collected N/R Not Reported I/S Insufficient Sample TBD To be determined
NI Newly Identified CSI Continuing School Improvement CA Corrective Action RP Plan to Restructure R Restructure DELAY School Improvement Status HOLD School Improvement Status