



# SC Annual School Report Card Summary

Pocalla Springs Elementary School  
 Sumter  
 Grades: PK-5 Enrollment: 808  
 Principal: Dr. Laura M. Brown  
 Superintendent: Randolph D. Bynum, Sr.  
 Board Chair: E. Keith Schultz

## PERFORMANCE

Comprehensive detail, including definitions of ratings, performance criteria, and explanations of status, is available on [www.ed.sc.gov](http://www.ed.sc.gov) and [www.eoc.sc.gov](http://www.eoc.sc.gov) as well as school and school district websites. Printed versions are available from school districts upon request.

YEAR	ABSOLUTE RATING	GROWTH RATING	PALMETTO GOLD AND SILVER AWARD		ESEA/FEDERAL ACCOUNTABILITY RATING SYSTEM	
			General Performance	Closing the Gap	ESEA Grade	Accountability Indicator
2013	Average	Average	TBD	TBD	C	N/A
2012	Average	Average	N/A	N/A	A	N/A
2011	Average	Average	Silver	N/A	Not Met	RP

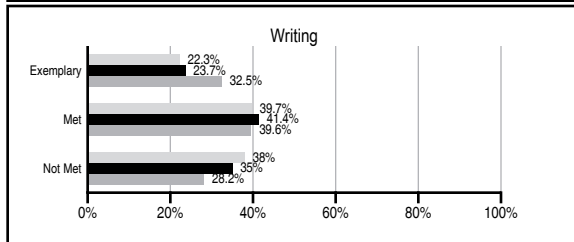
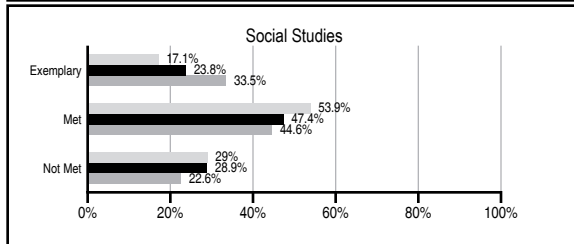
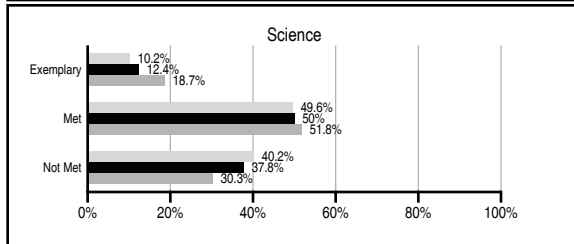
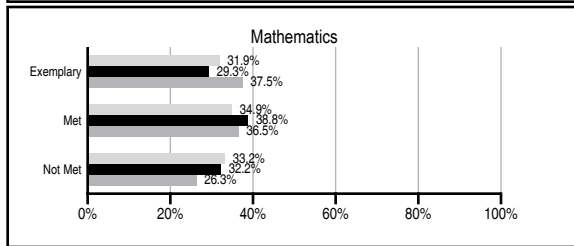
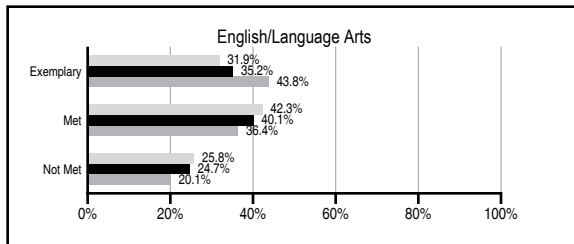
## ABSOLUTE RATINGS OF ELEMENTARY SCHOOLS WITH STUDENTS LIKE OURS\*

EXCELLENT	GOOD	AVERAGE	BELOW AVERAGE	AT-RISK
10	15	95	16	3

\* Ratings are calculated with data available by 11/07/2013. Schools with Students Like Ours are Elementary Schools with Poverty Indices of no more than 5% above or below the index for this school.

## PASS PERFORMANCE

Our School
  Elementary Schools with Students Like Ours
  Elementary schools statewide



## NAEP PERFORMANCE\*

\* Performance reported for SC and nation, data not available at school level. Percentages at NAEP Achievement Levels.



## SC PERFORMANCE VISION

*By 2020 all students will graduate with the knowledge and skills necessary to compete successfully in the global economy, participate in a democratic society and contribute positively as members of families and communities.*

### Abbreviations Key

N/A Not Applicable N/AV Not Available N/C Not Collected N/R Not Reported I/S Insufficient Sample TBD To be determined

# Pocalla Springs Elementary School [Sumter]

## SCHOOL PROFILE

	Our School	Change from Last Year	Elementary Schools with Students Like Ours	Median Elementary School
<b>Students (n=808)</b>				
Retention rate	0.6%	Down from 2.3%	1.2%	0.9%
Attendance rate	94.7%	No Change	96.0%	96.3%
Served by gifted and talented program	3.6%	N/A	4.8%	7.2%
With disabilities	10.8%	N/A	14.1%	12.4%
Older than usual for grade	5.1%	N/A	2.6%	1.9%
Out-of-school suspensions or expulsions for violent and/or criminal offenses	0.0%	No Change	0.0%	0.0%
<b>Teachers (n=52)</b>				
Teachers with advanced degrees	53.8%	Up from 48.0%	60.7%	62.5%
Continuing contract teachers	92.3%	Down from 94.0%	82.8%	83.3%
Teachers returning from previous year	90.3%	Up from 86.7%	87.5%	88.3%
Teacher attendance rate	94.5%	Down from 95.1%	94.7%	95.0%
Average teacher salary*	\$42,761	Up 1.8%	\$47,303	\$48,193
Classes not taught by highly qualified teachers	7.1%	Up from 0.0%	0.0%	0.0%
Professional development days/teacher	12.5 days	Down from 13.0 days	11.0 days	11.0 days
<b>School</b>				
Principal's years at school	2.0	Up from 1.0	4.0	4.0
Student-teacher ratio in core subjects	22.4 to 1	Down from 23.1 to 1	19.5 to 1	20.1 to 1
Prime instructional time	88.3%	Down from 89.2%	89.6%	90.0%
Opportunities in the arts	Good	No Change	Good	Good
SACS accreditation	Yes	No Change	Yes	Yes
Parents attending conferences	100.0%	Up from 98.9%	100.0%	100.0%
Character development program	Excellent	No Change	Excellent	Excellent
Dollars spent per pupil**	\$5,816	Down 11.1%	\$7,511	\$7,364
Percent of expenditures for instruction**	62.0%	Down from 62.9%	68.0%	68.0%
Percent of expenditures for teacher salaries**	61.0%	Up from 58.3%	65.0%	66.0%
ESEA composite index score	75.6	Down from 92.9	80.2	88.0

\* Length of contract = 185+ days.

\*\* Prior year audited financial data available.

## EVALUATION RESULTS

	Teachers	Students*	Parents*
Number of surveys returned	47	104	75
Percent satisfied with learning environment	95.8%	90.4%	89.3%
Percent satisfied with social and physical environment	97.9%	90.3%	86.8%
Percent satisfied with school-home relations	76.6%	89.4%	77.7%

\*Only students at the highest elementary school grade level at this school and their parents were included.

## REPORT OF PRINCIPAL AND SCHOOL IMPROVEMENT COUNCIL

Dear Parents and Guardians,

This has been an exciting year at Pocalla Springs Elementary. We have participated in many initiatives and have earned several recognitions and awards. We are able to accomplish these things because at Pocalla Springs Elementary, we Aim for Success!

Pocalla Springs aims for success by being a school where students are prepared to learn and ready to meet the challenges of each day. We aim to have a school where parents are actively involved and participate in their child's education by attending workshops and special events, and by encouraging school attendance, good homework habits, and excellent behavior. We aim for a safe and supportive environment across the entire day—whether it is on the playground, on the bus, in the hallways, or in the cafeteria.

Pocalla Springs aims for success by utilizing the services of a school-wide instructional coach to assist the principal in developing professional learning opportunities based on our population and needs. Opportunities include Common Core, SWEET 16 Best Practices, Student Assistance, Response to Intervention, Data Analysis Teams, and Positive Behavior Intervention and Supports. Volunteers, academic tutors, and a behavioral specialist work with students on initiatives to support lifelong learning, citizenship, self-control, and self-discipline.

Pocalla Springs aims for success by contributing to and caring for the community. Service Learning initiatives include Shower Shaw with Cookies, Stuff-a-Bus, Canned Food Drive, Career Fair, and other projects to beautify the environment and raise awareness. Our philanthropic effort has been mainly geared toward the American Heart Association and Relay for Life, but we have also made significant donations to St. Jude Children's Research Hospital and Jump Rope for Heart.

Thank you for working with us and for giving us the opportunity to serve your child.

Kelly Jordan, Chairman  
School Improvement Council

Dr. Laura M. Brown, Principal

Comprehensive detail, including definitions of ratings, performance criteria, and explanations of status, is available on [www.ed.sc.gov](http://www.ed.sc.gov) and [www.eoc.sc.gov](http://www.eoc.sc.gov) as well as school and school district websites.

Printed versions are available from school districts upon request.

### Abbreviations Key

N/A Not Applicable N/AV Not Available N/C Not Collected N/R Not Reported I/S Insufficient Sample TBD To be determined  
NI Newly Identified CSI Continuing School Improvement CA Corrective Action RP Plan to Restructure R Restructure DELAY School Improvement Status HOLD School Improvement Status