



SC Annual School Report Card Summary

Lemira Elementary School
Sumter

Grades: PK-5

Enrollment: 559

Principal: Delcia Harper-Baxter

Superintendent: Randolph D. Bynum, Sr.

Board Chair: E. Keith Schultz

PERFORMANCE

Comprehensive detail, including definitions of ratings, performance criteria, and explanations of status, is available on www.ed.sc.gov and www.eoc.sc.gov as well as school and school district websites. Printed versions are available from school districts upon request.

YEAR	ABSOLUTE RATING	GROWTH RATING	PALMETTO GOLD AND SILVER AWARD		ESEA/FEDERAL ACCOUNTABILITY RATING SYSTEM	
			General Performance	Closing the Gap	ESEA Grade	Accountability Indicator
2013	Average	Below Average	TBD	TBD	D	N/A
2012	Average	Average	N/A	N/A	A	Reward
2011	Average	Average	Silver	N/A	Met	N/A

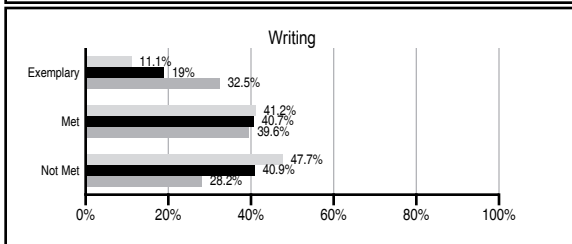
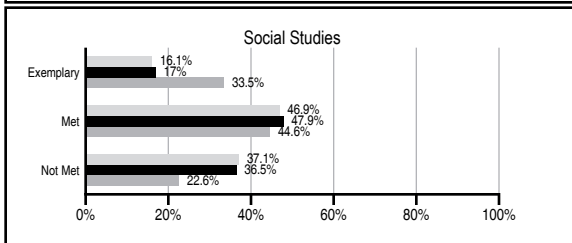
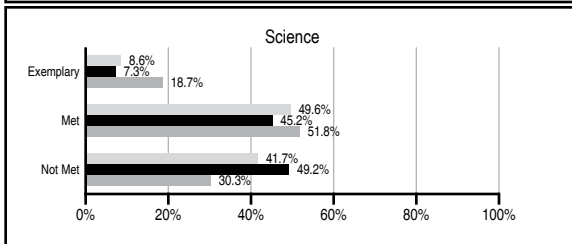
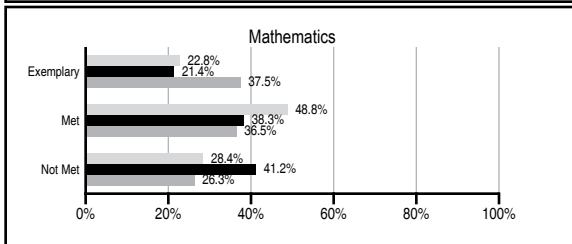
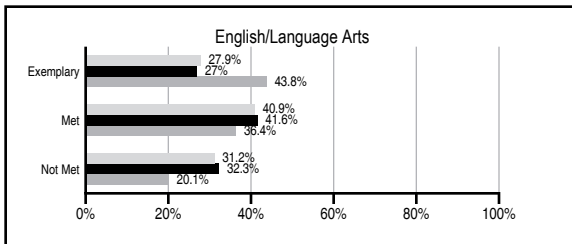
ABSOLUTE RATINGS OF ELEMENTARY SCHOOLS WITH STUDENTS LIKE OURS*

EXCELLENT	GOOD	AVERAGE	BELOW AVERAGE	AT-RISK
0	9	76	40	15

* Ratings are calculated with data available by 11/07/2013. Schools with Students Like Ours are Elementary Schools with Poverty Indices of no more than 5% above or below the index for this school.


PASS PERFORMANCE

Our School
 Elementary Schools with Students Like Ours
 Elementary schools statewide



NAEP PERFORMANCE*

* Performance reported for SC and nation, data not available at school level. Percentages at NAEP Achievement Levels.



SC PERFORMANCE VISION

By 2020 all students will graduate with the knowledge and skills necessary to compete successfully in the global economy, participate in a democratic society and contribute positively as members of families and communities.

Abbreviations Key

N/A Not Applicable N/AV Not Available N/C Not Collected N/R Not Reported I/S Insufficient Sample TBD To be determined

Lemira Elementary School [Sumter]

SCHOOL PROFILE

	Our School	Change from Last Year	Elementary Schools with Students Like Ours	Median Elementary School
Students (n=559)				
Retention rate	4.3%	Down from 6.2%	1.1%	0.9%
Attendance rate	96.3%	Down from 96.7%	95.9%	96.3%
Served by gifted and talented program	3.1%	N/A	2.5%	7.2%
With disabilities	15.5%	N/A	13.5%	12.4%
Older than usual for grade	7.3%	N/A	2.9%	1.9%
Out-of-school suspensions or expulsions for violent and/or criminal offenses	0.0%	No Change	0.0%	0.0%
Teachers (n=41)				
Teachers with advanced degrees	65.9%	Up from 62.5%	60.0%	62.5%
Continuing contract teachers	95.1%	Up from 95.0%	74.2%	83.3%
Teachers returning from previous year	92.1%	Up from 91.5%	84.5%	88.3%
Teacher attendance rate	94.0%	Down from 94.8%	94.9%	95.0%
Average teacher salary*	\$46,324	Up 5.2%	\$45,938	\$48,193
Classes not taught by highly qualified teachers	14.0%	Up from 0.0%	0.0%	0.0%
Professional development days/teacher	8.9 days	Up from 7.7 days	10.4 days	11.0 days
School				
Principal's years at school	19.0	Up from 18.0	4.0	4.0
Student-teacher ratio in core subjects	18.4 to 1	Down from 19.3 to 1	17.8 to 1	20.1 to 1
Prime instructional time	89.8%	Down from 91.0%	89.6%	90.0%
Opportunities in the arts	Good	No Change	Good	Good
SACS accreditation	Yes	No Change	Yes	Yes
Parents attending conferences	99.6%	Up from 20.0%	100.0%	100.0%
Character development program	Excellent	No Change	Excellent	Excellent
Dollars spent per pupil**	\$6,996	Down 5.7%	\$8,594	\$7,364
Percent of expenditures for instruction**	70.0%	Down from 70.2%	66.5%	68.0%
Percent of expenditures for teacher salaries**	70.0%	Up from 67.5%	63.5%	66.0%
ESEA composite index score	66.7	Down from 98.1	68.1	88.0

* Length of contract = 185+ days.

** Prior year audited financial data available.

EVALUATION RESULTS

	Teachers	Students*	Parents*
Number of surveys returned	38	73	41
Percent satisfied with learning environment	100%	89%	97.5%
Percent satisfied with social and physical environment	100%	84.8%	90.3%
Percent satisfied with school-home relations	94.7%	84.7%	85.7%

*Only students at the highest elementary school grade level at this school and their parents were included.

REPORT OF PRINCIPAL AND SCHOOL IMPROVEMENT COUNCIL

For five years, Lemira Elementary School has embraced the theme: Excellence by Exceeding Expectations: Creating College Bound Students. This year, we have added an additional focus on developing leadership skills in all of our students using Sean Covey's book *The Seven Habits of Happy Kids*. All stakeholders promoted an atmosphere of leadership and high expectations for life-long learners. Leadership skills were integrated into the curriculum and were correlated with best practices

Students on all grade levels participated in real world activities that required them to apply their problem solving skills. A variety of technology was utilized in order to encourage students to apply higher order thinking skills in mathematics. Teachers provided various authentic problem solving opportunities.

The continuing involvement of parents and other community members is an integral part of Lemira's success. This year, we partnered with the Sumter Rotary Club to host a Literacy Night for our PK and Kindergarten students and their families. Parents and other community members served on school committees, attended conferences and other school events, served as chaperones for field trips and volunteered in our classrooms.

Our students and teachers were successful both inside and outside of the classroom. After earning an A rating with a score of 98.1 last year, Lemira was designated as a Title I Reward School for Performance, a designation given to the highest performing Title I schools in a given year. Ms. Michelle Hanenkrath, a fourth grade teacher, was honored as the 2012-2013 Teacher of the Year. Two of our 5th Grade classes ranked in the Top 10 in the state during Part I of the University of South Carolina's "Read With the Gamecocks" reading program. Our Percussion Ensemble performed all over the state and beyond, including at the South Carolina State Teacher of the Year celebration. Our Golden Steppers sponsored the First Annual Step Off Competition and won several trophies at various state competitions.

With our ongoing belief that all children can exceed expectations of excellence, we will continue to focus on our mission to develop the whole child as a productive, competent, college bound member of society through challenging learning opportunities.

Delcia Harper-Baxter, Principal
Leslie Dowling, SIC Chairperson

Comprehensive detail, including definitions of ratings, performance criteria, and explanations of status, is available on www.ed.sc.gov and www.eoc.sc.gov as well as school and school district websites.

Printed versions are available from school districts upon request.

Abbreviations Key

N/A Not Applicable N/AV Not Available N/C Not Collected N/R Not Reported I/S Insufficient Sample TBD To be determined

NI Newly Identified CSI Continuing School Improvement CA Corrective Action RP Plan to Restructure R Restructure DELAY School Improvement Status HOLD School Improvement Status